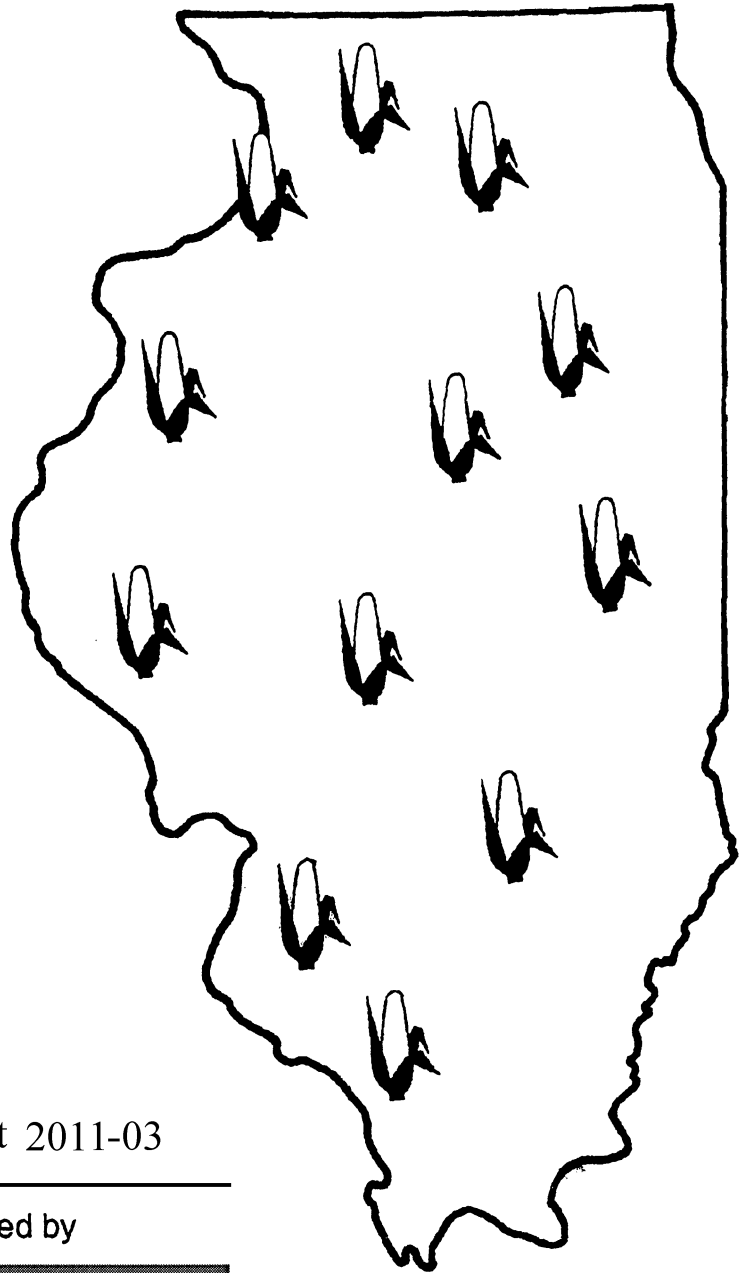



Corn Hybrid Test Results in Illinois-2011



Crop Sciences Special Report 2011-03

Performance Information Provided by

UNIVERSITY OF ILLINOIS AT URBANA-CHAMPAIGN	
Department of Crop Sciences	
http://vt.cropsci.illinois.edu	
	College of Agricultural, Consumer and Environmental Sciences

CONTENTS

TEST PROGRAM.....	2
PERFORMANCE DATA.....	2
SUGGESTIONS FOR COMPARING HYBRIDS.....	2
2011 TEST FIELDS.	3
2011 RAINFALL DATA.....	4
SOURCES OF SEED.....	4
2011 HYBRID CORN ENTRY TABLE.	5
2011 HYBRID CORN TEST RESULTS.	8
CORN TRIALS	
Northern Region.....	8
West Central Region.....	10
East Central Region.....	12
Southern Region.	14
DeKalb Corn Following Corn.	16
Monmouth Corn Following Corn.	17
Urbana Corn Following Corn.	18

Please visit our website for additional copies of the results

<http://vt.cropsci.illinois.edu>

This circular was prepared by D. K. Joos, Senior Research Specialist; R. W. Esgar, Agronomist; B. R. Henry, Research Specialist; E. D. Nafziger, Extension Agronomist; and C. A. Smyth, Manager of System Services (Statistics and Computing). phone: 217-333-1194, fax: 217-244-5524, e-mail: joos@illinois.edu.

PERFORMANCE OF COMMERCIAL CORN HYBRIDS IN ILLINOIS, 2011

TEST PROGRAM

Selection of entries. Each year, producers of corn hybrids in Illinois and surrounding states are invited to enter hybrids in the Illinois performance trials. Financing is provided thru entry fees. Entrants are required to enter their corn hybrids regionally at a fee of \$270 for each corn hybrid entered in a region or \$90 per hybrid for the corn following corn tests. Most of these hybrids are commercially available, although a few experimental hybrids are also entered.

Number and location of tests. In 2011, hybrid corn entrants were required to enter hybrid(s) in at least one of 4 regions each consisting of 3 locations with a total of 12 locations in the state (see map). These sites represent the major soil and climatic areas of the state.

Hybrids. There were 263 corn hybrids from 31 companies tested in 2011.

Field-plot design. Three replications of an alpha lattice design or randomized complete block were used to give each corn hybrid an equal chance to show its merits.

Planting methods. All trials were planted by a modern four row planter modified for small plot work. A soil insecticide (Force) was applied in furrow at planting for all corn trials. Corn plots were planted to stand and later counted to confirm population. Each plot was four rows wide and 23 feet long. The center two rows of each plot were harvested to determine yields.

Fertilization. All test fields were at a high level of fertility. Additional fertilizer was plowed down or side dressed as needed to ensure top yields.

Method of harvest. All corn plots were harvested with a custom-built, self-propelled, corn plot combine. Grain collected from each plot was weighed, and tested for moisture content. An electronic moisture monitor was used in the combine for all moisture readings. No allowance was made for grain that might have been lost in harvest.

PERFORMANCE DATA

Grain yield. Grain weight and moisture was converted to bushels per acre of No. 2 shelled corn (15.5 percent moisture).

Moisture content. Occasionally, hybrids too late in maturity for a given area are entered in these tests. These hybrids are often high in yield, but their moisture content may make them poor choices for farm use unless proper drying or storage facilities are available.

Erect plants. The number of erect plants in each plot of a hybrid was determined at harvest time. Any plant leaning at an angle of more than 45 degrees or broken below the ear was considered lodged. Plants broken above the ear were considered erect.

Population. Corn plots were planted to population and later counted to confirm population. Stand differences may be caused by failure to germinate or by damage from diseases, insects, cultivation, or rodents.

SUGGESTIONS FOR COMPARING HYBRIDS

It is impossible to measure performance exactly in any test of plant material. Harvesting efficiency may vary, soils may not be uniform, and many other conditions may produce variability. Results of repeated tests, like those reported here, are more reliable than those of a single-year or a single-strip test. When one hybrid consistently out yields another at several test locations and over several years of testing, the chances are good that this difference is real and should be a consideration in choosing a hybrid. When comparing yields, however, grain moisture content, percentage of erect plants, and plant population must also be considered.

A number of statistical tests are available for comparing hybrids within a single trial. One of these tests, the least significant difference (L.S.D.), when used in the manner suggested by Carmer and Swanson¹ is quite simple to apply and is more appropriate than most other tests. When two hybrids are compared and the difference between them is greater than the tabulated L.S.D. value, the hybrids are judged "significantly different."

The L.S.D. is a number expressed in bushels per acre and presented following the average yield for each location. An L.S.D. level of 25% is shown. Find the highest yielding hybrid within the regional table or single location table of interest, subtract the 25% L.S.D. value from the highest yielding hybrid, every hybrid with a greater yield than the resulting number is 'statistically the same' as the highest yielding hybrid. Consider the merits of the hybrids in this group when making hybrid selections.

In a study of the frequencies of occurrence of three types of statistical errors and their relative seriousness, Carmer² found strong arguments for an optimal significance level in the range $\alpha = 0.20$ to 0.40 , where α is the Type I statistical error rate for comparisons between means that are really equal. Herein, a value of $\alpha = 0.25$ is used in computing the L.S.D. 25-percent level shown in the tables.

To make the best use of the information presented in this circular and to avoid any misunderstanding or misrepresentation of it, the reader should consider an additional caution about comparing hybrids. Readers who compare hybrids in different trials should be extremely careful, because no statistical tests are presented for that purpose. Readers should note that the difference between a single hybrid's performance at one location and its performance at another is caused primarily by environmental effects and random variability. Furthermore, the difference between the performance of hybrid A in one trial and that of hybrid B in another is the result not only of environmental effects and random variability, but of genetic effects as well.

¹Carmer, S.G. and M.R. Swanson. "An Evaluation of Ten Pairwise Multiple Comparison Procedures by Monte Carlo Methods." Journal of American Statistical Association 68:66-74. 1973.

²Carmer, S.G. "Optimal Significance Levels for Application of the Least Significant Difference in Crop Performance Trials." Crop Science 16:95-99, 1976.

2011 TEST FIELDS

Mt. Morris

Location: Nelson farm, Ogle county, north of Mt. Morris, north central Illinois.

Cooperator: Rick Nelson.

Soil type: Muscatine silt loam.

Planting date: April 4th.

Harvest date: October 15th.

Nitrogen: 204lbs., 179 lbs. as 32% (spring), 25lbs. as dry (fall).

Herbicides: PRE- Bicep II Magnum.

Fungicide: Headline.

Tillage: Spring- field cultivation.

DeKalb

Location: U. of Illinois, N. Illinois Research Center, DeKalb county, southwest of DeKalb.

Cooperators: Lyle Paul; research director,

David Lindgren; farm foreman.

Soil type: Flanagan silty clay loam.

Planting date: May 8th

Harvest date: October 18th.

Nitrogen (Conv.): 180 lbs. as 32% pre.

Nitrogen (CFC): 220 lbs. as 28% sidedress.

Herbicides: (both) PRE- Bicep II Magnum.

Tillage: (conv) Spring- mulch finish, (CFC) Fall- chisel plow;

Spring- mulch finish.

Erie

Location: Slaymaker farm, Whiteside county, west of Rock Falls, northwestern Illinois.

Soil Type: Beaucoup silty clay loam.

Cooperator: Robert Slaymaker.

Planting Date: May 3rd.

Harvest Date: October 1st.

Nitrogen: 193 lbs. as 28%, 130 lbs. (spring), 63 lbs, sidedress.

Herbicides: PPI- Lumax.

Tillage: Fall- chisel; Spring- field cultivate.

Monmouth

Location: University of Illinois, Northwestern Illinois Agricultural Research and Demonstration Center, Warren county, northwest of Monmouth.

Cooperators: Eric Adee; research director,

Martin Johnson; farm foreman.

Soil type: Sable silty clay loam.

Planting date: May 2nd (conv), May 3rd (CFC).

Harvest date: September 30th.

Nitrogen (Conv): 180 lbs. as 28%.

Nitrogen (CFC): 220 lbs. as 28%.

Herbicides: PPI- Harness Extra. (Conv), Bicep (CFC).

Post- Callisto, Resource, Atrazine.

Tillage: (CFC) Fall- chisel plow; Spring- field cultivate.

Tillage: (Conv) Fall- subsoil; Spring- field cultivate.

New Berlin

Location: Bennett Farm, Sangamon county, north of New Berlin, central Illinois.

Cooperators: Leahy Bennett.

Soil type: Sable silt loam.

Planting date: May 5th.

Harvest date: September 14th.

Nitrogen: 245 lbs, 185 lbs as NH3 (fall), 60 lbs as 28% (spring).

Herbicides: PPI- Parallel-Plus.

Fungicide: Headline.

Tillage: Fall- V rip; Spring- vertical finisher.

Perry

Location: University of Illinois, Orr Agricultural Research and Demonstration Center, Pike county, west of Perry, west-central Illinois.

Cooperator: Mike Vose; farm foreman.

Soil type: Herrick silt loam.

Planting date: May 4th.

Harvest date: September 25th.

Nitrogen: 200 lbs., 140 lbs. as fall NH3, 60 lbs. as spring 28%.

Herbicides: Pre- Lumax.

Tillage: Spring- field cultivate.

Dwight

Location: Hoffman farm, Grundy county, north of Dwight, northeastern Illinois.

Cooperator: Allen Hoffman.

Soil type: Reddick silty clay loam.

Planting date: May 5th.

Harvest date: October 11th.

Nitrogen: 217 lbs., 175 lbs. as fall NH3, 42 lbs. as dry (fall).

Herbicides: PPI- Lumax.

Tillage: Strip Till (fall).

Goodfield

Location: Wurmnest farm, Woodford county, north of Goodfield, central Illinois.

Cooperator: Mike Wurmnest.

Soil Type: Ipava silt loam.

Planting date: May 6th.

Harvest date: September 29th.

Nitrogen: 220 lbs., 160 lbs. 28% (spring), 60 lbs. dry (fall).

Herbicide: Pre- Lumax, Atrazine.

Fungicide: Headline.

Tillage: Strip till (fall), Fall-deep rip.

Urbana

Location: University of Illinois, Crop Sciences Research and Education Center, Champaign county, Urbana, east-central Illinois.

Cooperators: Robert Dunker; superintendent.

Jeff Warren; farm foreman.

Soil type: Flanagan silt loam.

Planting date: May 9th conv. May 17th CFC.

Harvest date: October 7th conv. October 10th CFC.

Nitrogen: (Conv) - 200 lbs. as 28% PPI; Nitrogen: (CFC)- 220 lbs. as 28% PPI

Herbicides: PPI- Lumax, Aatrex.

Tillage: Spring- soil finisher, Fall- deep rip.

St. Peter

Location: Magnus Farm, Fayette county, west of St. Peter, south-central Illinois.

Cooperators: Torrey Magnus.

Soil type: Bluford silt loam.

Planting date: May 18th.

Harvest date: September 28th.

Nitrogen: 191 lbs., 164lbs. as NH3, 27lbs. as dry.

Herbicide: PRE- Lumax.

Tillage: Spring- disk-crumblor.

Belleville

Location: Southern Illinois University Research Center, east of Belleville, St. Clair county.
 Cooperators: Ron Krausz; field manager.
 Soil type: Ebbert silt loam.
 Planting date: May 19th.
 Harvest date: September 27th.
 Herbicides: PPI- Lumax, Aatrex..
 Nitrogen: 150 lbs.
 Tillage: Fall-chisel, Spring- disk, field cultivate, cultumulcher.

Elkville

Location: Funk farm, Jackson county, Elkville, north of Carbondale, southern Illinois.
 Cooperators: John and Trent Funk.
 Soil Type: Okaw silt loam.
 Planting date: May 18th.
 Harvest date: September 13th.
 Nitrogen: 221 lbs., 185 lbs. as NH3, 36 lbs. as DAP.
 Herbicides: PRE- Lexar, Aatrex.
 Tillage: Fall- Chisel, Spring- field cultivator, mulch finisher.

Hughes, Hughes Hybrids, 206 N. Hughes Road, Woodstock, IL 60098 (815-338-1141)
Kruger, Kruger Seed, P.O. Box A, Dike, IA 50624 (319-989-2414)
Lewis, Lewis Hybrids, 530 West Maple Avenue, Ursa, IL 62376 (217-964-2131)
Munson, Munson Hybrids, 1262 Knox Road 100 East, Galesburg, IL 61462 (888-813-7333)
Mycogen, Mycogen Seeds, 9330 Zionsville Rd, Indianapolis, IN 46268 (1-800-MYCOGEN)
NuTech, NuTech Seed, LLC, 415 S. Duff Ave, Ste C, Ames, IA 50010 (515-232-1997)
OMG, Original Maize Genetics, 603 N. McKinstry Road, Woodstock, IL 60098 (815-338-5230)
Pioneer, Pioneer Hi-Bred International, Inc., 421 Detroit Dr., Bloomington, IL 61704. (309-821-9940)
Prairie Hybrids, Prairie Hybrids, 27445 Hurd Rd., Deer Grove, IL 61243 (815-438-7815)
Power Plus, Burrus Hybrids, 826 Arenzville Rd., Arenzville, IL 62611 (217-997-5511)
Renk, Renk Seed Co., 6809 Wilburn Rd., Sun Prairie, WI 53590 (800-289-7365)
Roeschley, Roeschley Hybrids, 8222 E 1500 N Rd., Graymont, IL 61743 (815-743-5938)
RPM, Doeblers, 202 Tiadaghton Avenue, Jersey Shore, PA 17740 (570-753-3210)
Steyer, Steyer Seeds, 36161 SR 10, Mason City, IL 62664 (217-482-3281)
Stone, Stone Seed Group, 5965 West State Route 97, Pleasant Plains, IL 62677 (217-546-8006)
Sun Prairie Seeds, Champaign County Seed Company, 1676 C.R. 2200 East, St. Joseph, IL 61873 (217-469-2351)
Unity, Unity Seeds, LLC 3451 Wyndham Way, Suite A West Lafayette, IN 47906 (765-497-6522)
Viking, Albert Lea Seed House, 1414 West Main St./ P.O. Box 127 Albert Lea, MN 56007 (800-352-5247)
Whisnand, Whisnand Hybrids, 1220 East State Route 133, Arcola, IL 61910 (217-268-3714)
YIELDirect, YIELDirect, 603 N. McKinstry Road, Woodstock, IL 60098 (815-338-5230)

GROWING SEASON RAINFALL

Location	May	June	July	Aug	Sept	Total
Mt. Morris	6.20	3.00	7.90	3.00	3.00	23.1
DeKalb	8.90	3.99	3.90	4.28	3.74	24.8
Erie	5.65	5.05	7.35	3.80	2.40	24.3
Monmouth	7.37	7.31	2.24	0.32	2.84	20.1
New Berlin	3.50	7.25	3.00	0.20	1.30	15.3
Perry	4.78	11.6	1.32	0.25	1.12	19.1
Dwight	5.40	3.90	1.20	3.00	3.60	17.1
Goodfield	4.60	5.30	4.80	1.75	4.60	21.1
Urbana	5.50	3.93	1.60	1.93	2.75	15.7
St. Peter	5.06	8.81	4.61	1.92	3.02	23.4
Belleville	3.72	8.22	3.32	1.79	2.97	20.0
Elkville	8.40	7.90	4.90	1.60	7.20	30.00

SOURCES OF SEED

Beck, Beck's Superior Hybrids, 6767 E. 276th St., Atlanta, IN 46031 (800-937-2325)
Bo-jac, No Longer in Business.
Burrus, Burrus Seed, 826 Arenzville Road, Arenzville, IL 62611 (217-997-5511)
Channel, Channel Bio. Corp., P.O. Box 157, Kentland, IN 47951 (219-474-6957)
Cornelius, Cornelius Seed, 14760 317th Av., Bellevue, IA 52031 (800-218-1862)
Dairyland, Dairyland Seed, P.O. Box 958, West Bend, WI 53095 (800-236-0163)
DeKalb, Monsanto Company, 800 N. Lindbergh Blvd., St. Louis, MO 63167 (800-768-6387)
Doeblers, Doeblers, 202 Tiadaghton Avenue, Jersey Shore, PA 17740 (570-753-3210)
Dyna-Gro, Dyna-Gro Seed, #1 Briscoe Dr., Flora, IL 62839 (618-662-4918)
FS Seed, Growmark Inc., 1701 Towanda Ave., Bloomington, IL 61701 (309-557-6234)
Gateway, Gateway Seed Company, 5517 Van Buren Rd. Nashville, IL 62263 (618-327-8000)
G2 Genetics, NuTech Seed, LLC, 415 South Duff Avenue, Suite C, Ames, IA 50010 (515-232-1997)
Hubner, Hubner Seed, 10280 West SR 28, West Lebanon, IN 47991 (765-893-4428)

*** KEY TO REGIONS**

- 1 (North) = Mt. Morris, DeKalb, Erie
- 2 (W. Central) = Monmouth, Perry, New Berlin
- 3 (E. Central) = Dwight, Goodfield, Urbana
- 4 (South) = St. Peter, Belleville, Elkville
- 5 = DeKalb Corn Following Corn
- 6 = Monmouth Corn Following Corn
- 7 = Urbana Corn Following Corn

** RM = Relative Maturity In Days

2011 Corn Entries

***Regions Entered**

Company	Name	1	2	3	4	5	6	7	RM
BECK	4613A4.....	1				5			102
BECK	4817HXR™.....	1				5			104
BECK	5385A3.....	1				5			108
BECK	5442VT3.....				3				110
BECK	5552A4.....	1	2	3					110
BECK	5642A4.....		2	3					111
BECK	6175E3™.....		2	3			6	7	112
BECK	6179VT3.....					4			112
BECK	6626HXR™.....		2	3	4		6	7	114
BECK	6733HXR™.....					4			114
BECK	6848A3.....					4			115
BO-JACK	6189.....					4			115
BO-JACK	9294.....	1							106
BO-JACK	9460.....				3				110
BO-JACK	9595.....		2						113
BURRUS	X6J36.....	1	3						112
CHANNEL	202-32STX.....	1	3						107
CHANNEL	205-99STX.....	1							105
CHANNEL	209-77VT3.....	1							109
CHANNEL	210-57STX.....		2	3					110
CHANNEL	212-08VT3P.....		2	3					112
CHANNEL	212-17VT3P.....		2	3					112
CHANNEL	212-75VT3P.....		2	3					112
CHANNEL	214-14VT3P.....		2	3	4				114
CHANNEL	216-63VT3P.....		2	3	4				116
CHANNEL	216-96VT3P.....		2	3	4				116
CHANNEL	217-08VT3P.....					4			117
CORNELIUS	C459SS.....	1				5			106
CORNELIUS	C462-3000GT.....	1				5			105
CORNELIUS	C582VT3P.....	1				5			109
CORNELIUS	C594VT3P.....	1				5			109
CORNELIUS	C623VT3P.....	1				5			110
CORNELIUS	C646VT3P.....	1				5			112
CORNELIUS	C664-3111.....	1				5			112
CORNELIUS	C728VT3P.....	1				5			113
DAIRYLAND SEED	9213Q.....		2	3	4				113
DAIRYLAND SEED	9414Q.....		2	3	4				114
DAIRYLAND SEED	9814SSX.....					4			114
DAIRYLAND SEED	ST-9111SSX.....		2	3					111
DAIRYLAND SEED	ST-9206SSX.....		1						105
DAIRYLAND SEED	ST-9210SSX.....		1	2	3				110
DAIRYLAND SEED	ST-9308SSX.....		1						108
DEKALB	DKC57-50 (VT3).....	1	2	3					107
DEKALB	DKC58-83 (GENVT3P).....	1	2	3					108
DEKALB	DKC61-06 (GENSS).....	1							111
DEKALB	DKC61-49 (GENVT2P).....					4			111
DEKALB	DKC61-88 (GENVT3P).....	1	2	3	4				111
DEKALB	DKC62-09 (GENVT3P).....	1	2	3	4				112
DEKALB	DKC62-54 (VT3).....	1							112
DEKALB	DKC62-58 (GENVT2P).....					4			112
DEKALB	DKC62-97 (GENVT3P).....	1	2	3	4				112
DEKALB	DKC63-84 (VT3).....	1	2	3					113
DEKALB	DKC63-87 (GENVT2P).....					4			113
DEKALB	DKC64-69 (GENVT3P).....	2	3	4					114
DEKALB	DKC66-96 (GENVT3P).....	2	3	4					116
DOEBLERS	554GRQ.....		2	3					105
DYNA-GRO	CX11113.....				3	4			113
DYNA-GRO	CX11114.....				3	4			114
DYNA-GRO	D51VP40.....					4			111
DYNA-GRO	D52VP20.....		2	3					112
DYNA-GRO	D55VC21.....					4			115
FS SEED	FS 54VX1.....	1				5			104
FS SEED	FS 56TV4.....	1							106
FS SEED	FS 57SV3.....	1							107
FS SEED	FS 58MV4.....	1				5			108
FS SEED	FS 60MV4.....	1	2	3					110

2011 Corn Entries

***Regions Entered**

Company	Name	1	2	3	4	5	6	7	RM
FS SEED	FS 60TV4.....	1	2	3			6	7	110
FS SEED	FS 61BX1.....		2	3					111
FS SEED	FS 62MV4.....		2	3			6	7	112
FS SEED	FS 63BV1.....					4			113
FS SEED	FS 63MV4.....		2	3					113
FS SEED	FS 64JV3.....		2	3	4		6	7	114
FS SEED	FS 65BV3.....					4			115
FS SEED	FS 66S41.....					4			116
G2 GENETICS	5H-013TM.....		2	3	4		6		113
G2 GENETICS	5H-0601TM.....	1							106
G2 GENETICS	5H-0701TM.....	1							107
G2 GENETICS	5H-1001TM.....	1	2	3		5			110
G2 GENETICS	5H-5111TM.....	1	2	3		5			111
G2 GENETICS	5H-515TM.....				3	4			115
G2 GENETICS	5H-712TM.....	1	2	3	4	5	6		112
G2 GENETICS	5H-716TM.....				3	4		7	116
G2 GENETICS	5H-717TM.....				3	4		7	117
G2 GENETICS	5H-905TM.....	1							105
G2 GENETICS	5X-1301TM.....		2	3	4		6	7	113
G2 GENETICS	5X-812TM.....	1	2	3	4		6		112
G2 GENETICS	5X-908TM.....	1	2						108
G2 GENETICS	5X-909TM.....	1	2						109
GATEWAY	0417CBLL.....					4			117
GATEWAY	0713VT2Pro.....					4			113
HUBNER	H5609VT3P.....				3				112
HUBNER	H5709VT3P.....				3				114
HUBNER	H5909VT3P out.....								115
HUBNER	H6555GENSS.....		3				7		111
HUBNER	H6652GENSS.....		3						110
HUBNER	H6762GENSS.....		3				7		114
HUGHES	5456GT3.....	1							107
HUGHES	6435GT3.....	1							108
KRUGER	K4-9205.....	1							105
KRUGER	K4-9209.....	1	2	3					109
KRUGER	K4-9302.....	1							102
KRUGER	K4-9513.....	1	2	3	4				113
KRUGER	K4-9607.....	1							107
KRUGER	K4-9710.....	1	2	3	4				110
KRUGER	K-6201VT3.....	1							101
KRUGER	K-6408VT3.....	1	2	3					108
KRUGER	K-7211.....	1	2	3	4				111
KRUGER	K-7215.....		2	3	4				115
KRUGER	K-7312.....	1	2	3	4				112
KRUGER	K-7514.....		2	3	4				114
KRUGER	K-7516.....					4			116
KRUGER	K-7614.....		2	3	4				114
KRUGER	K-7713.....	1	2	3					113
KRUGER	K-7907.....	1							107
LEWIS	1009SS.....		2				6		109
LEWIS	1014VT2P.....					4			114
LEWIS	1110VT2P.....					4			110
LEWIS	1113SS.....		2				6		113
LEWIS	1115VT2P.....					4			115
LEWIS	1207VT3P.....		2						107
LEWIS	1209VT2P.....					4			109
LEWIS	1211VT3P.....		2				6		111
LEWIS	1212VT3P.....		2						112
LEWIS	1213VT2P.....					4			113
LEWIS	1214VT3P.....		2						114
LEWIS	1215VT3P.....		2		4		6		115
LEWIS	1216VT3P.....					4			116
LEWIS	910VT3.....		2		4				110
MUNSON	28020.....		2						114
MUNSON	6805VT3P.....	1				5			108
MUNSON	7043VT3P.....	1	2						110
MUNSON	7081VT3P.....	2							110

* see page 4 for key to RM and regions entered

2011 Corn Entries

***Regions Entered**

Company	Name	1	2	3	4	5	6	7	RM	
MUNSON	7251VT3P.....	1	2				6		112	
MUNSON	7298-3000GT.....		2				6		112	
MUNSON	7322VT3P.....	1	2			5	6		113	
MUNSON	7423VT3P.....		2				6		114	
MUNSON	7584VT3P.....		2				6		115	
MUNSON	M727RR.....		2						112	
MUNSON	M735VT3P.....		2						113	
MYCOGEN	2A695.....	1					5		110	
MYCOGEN	2H736.....	1					5		112	
MYCOGEN	2P616.....	1					5		107	
MYCOGEN	2V702.....	1					5		110	
MYCOGEN	2V715.....	1					5		111	
NUTECH SEED	5B-1003.....	1	2	3			5		110	
NUTECH SEED	5H-607.....	1							106	
NUTECH SEED	5N-1004.....	1	2	3			5		110	
NUTECH SEED	5V-514.....		2	3	4		6		114	
NUTECH SEED	5V-813.....		2	3	4		6		113	
OMG	4L92.....	1							107	
OMG	4M89.....	1							106	
OMG	6E11.....	1							110	
OMG	6L39.....	1	2	3					113	
OMG	6M19.....	1							110	
PIONEER	32D79.....					4			116	
PIONEER	33T57.....					4			113	
PIONEER	35K04.....	1							106	
PIONEER	P0413XR.....	1							104	
PIONEER	P0448XR.....	1							104	
PIONEER	P0916XR.....	1							109	
PIONEER	P1018XR.....	1	2	3					110	
PIONEER	P1184HR.....					4			111	
PIONEER	P1184XR.....	1	2	3			5	6	7	111
PIONEER	P1395HR.....					4			113	
PIONEER	P1395XR.....		2	3			5	6	7	113
PIONEER	P1567XR.....					3			115	
PIONEER	P1615HR.....					4			116	
PIONEER	P1745HR.....					4			117	
POWER PLUS	4A30.....	1		3					108	
POWER PLUS	4C58.....	1							108	
POWER PLUS	4V43.....		2						108	
POWER PLUS	5A45.....	1	2	3			6	7	110	
POWER PLUS	6A12.....		2	3			6	7	112	
POWER PLUS	6B52.....	1	2						112	
POWER PLUS	6F72.....			2	3				112	
POWER PLUS	7A18.....		2	3	4			7	114	
POWER PLUS	7D51.....		2	3	4				115	
PRAIRIE	3074.....	1							104	
PRAIRIE	5200.....	1							108	
PRAIRIE	5879.....	1							107	
PRAIRIE	6158.....	1							111	
PRAIRIE	6469.....		2	3					111	
PRAIRIE	6950.....	1	2	3					111	
PRAIRIE	8052.....		2						114	
PRAIRIE	8229.....		2	3					114	
RENK	RK698VT3.....	1							102	
RENK	RK741VT3P.....	1							108	
RENK	RK744VT3P.....	1							107	
RENK	RK795VT3P.....	1							109	
RENK	RK818VT3P.....	1							108	
RENK	RK831VT3P.....	1							112	
RENK	RK858VT3P.....	1	2	3					112	
RENK	RK880SSTX.....	1	2	3					112	
RENK	RK902VT3.....		2	3					113	
RENK	RK909VT3P.....		2	3					113	
ROESCHLEY	Rx193SS.....	1							106	
ROESCHLEY	Rx281VT3P.....	1							108	
ROESCHLEY	Rx429VT3P.....		3						110	

* see page 4 for key to RM and regions entered

2011 Corn Entries

***Regions Entered**

Company	Name	1	2	3	4	5	6	7	RM
ROESCHLEY	Rx480VT3P.....		3						110
ROESCHLEY	Rx575VT3P.....		3						111
ROESCHLEY	Rx587VT3P.....		3						111
RPM	634HRQ.....		2	3					110
STEYER	10602 3000GT.....		2	3					106
STEYER	10603 SS.....		3						106
STEYER	10901 SS.....		2	3	4				109
STEYER	10901 VT3 Pro.....		2	3	4				109
STEYER	10902 GT.....		2	3	4				109
STEYER	10903 VT3 Pro.....		2	3	4				115
STEYER	1097 3000GT.....		2	4					109
STEYER	1098.....		2	3	4				109
STEYER	11002.....		2	3	4				110
STEYER	11002 3000GT.....		2	3	4				110
STEYER	11003 VT3 Pro.....		2	3	4				110
STEYER	11202 VT3 Pro.....		2						112
STEYER	11203 GT.....		2	3	4				112
STEYER	11204 VT2 Pro.....					4			112
STEYER	11204 VT3 Pro.....		2	3					112
STEYER	11302 VT3 Pro.....		2	3	4				113
STEYER	11401 3000GT.....		2	4					114
STEYER	11402 VT3 Pro.....		2	3	4				114
STEYER	11404 VT2 Pro.....		2	4					114
STEYER	11404 VT3 Pro.....		3						114
STEYER	11405 VT3 Pro.....		2	3					114
STEYER	11406.....		2	3	4				114
STEYER	1147 3000GT.....		3	4					114
STEYER	11501 VT3 Pro.....		4						115
STEYER	1156.....		2	3	4				115
STONE	5508GSS.....	1							105
STONE	5608GSS.....	1							106
STONE	5714GVT3P.....	1							107
STONE	5803VT3.....								108
STONE	5913VT3.....		2	3					109
STONE	6012GVT2P.....			4					110
STONE	6022GVT2P.....			4					110
STONE	6114GVT3P.....			4					111
STONE	6128.....	1	2	3	4				111
STONE	6214GVT3P.....		2	3					112
STONE	6228GSS.....		2	3					112
STONE	6234GVT3P.....	1	2	3					112
STONE	6324GVT3P.....		2	3					113
STONE	6404GVT3P.....		2	3	4				114
STONE	6418GSS.....		2	3					114
STONE	6502GVT2P.....			4					115
SUN PRAIRIE SEEDS	SP2705VT3Pro.....		3						112
SUN PRAIRIE SEEDS	SPX2689VT3Pro.....		3						110
SUN PRAIRIE SEEDS	SPX2860GT3.....		3						113
SUN PRAIRIE SEEDS	SPX2867VT3Pro.....		3						113
UNITY	US4511-VT3PRO.....		2	3					111
UNITY	US4614-VT3PRO.....		2	3					114
UNITY	USEXP1010-VT3PRO.....		2	3					110
UNITY	USEXP1011-VT3PRO.....		2	3					113
VIKING SEED	51-11N.....	1							109
VIKING SEED	57-07N.....	1							105
WHISNAND	208VT3 Pro.....		3	4					111
WHISNAND	209 VT3.....		3						111
WHISNAND	211 VT3 Pro.....		3	4					111
WHISNAND	700.....			4					114
YIELDIRECT	4L48-GENSS.....	1							107
YIELDIRECT	4M81-GT3.....	1							106
YIELDIRECT	4X106-GT3.....	1							106
YIELDIRECT	4X110-CBRW.....	1							110
YIELDIRECT	5L17-GENSS.....	1							109
YIELDIRECT	6M19-GTCB.....	1							111

2011 CORN LOCATIONS



2011 Hybrid Corn Test Results: North Region (34,000 ppa)

Company	Name	IST ¹	GT ²	HT ³	RM	Regional Results			Mt. Morris		**DeKalb		Erie		2-yr Avg. bu/a	3-yr Avg. bu/a
						Yield bu/a	Mst %	% Erect Plants	Yield bu/a	Mst %	Yield bu/a	Mst %	Yield bu/a	Mst %		
BECK	4613A4	H	C R L	B	102	203	21.3	100	181	23.2	*	*	224	19.3		
BECK	4817HXR™	H	C R	B	104	211	20.7	100	211	22.2	155	18.3	210	19.2	209	
BECK	5385A3	H	C R	B	108	220	24.0	100	201	26.5	186	22.2	238	21.4		
BECK	5552A4	H	C R L	B	110	253	27.8	100	255	29.7	166	26.0	250	25.9		
BO-JACK	9294	L	C R	U	106	213	23.6	99	222	26.2	209	21.2	205	21.0	210	212
BURRUS	X6J36	M	C	B	112	241	24.6	100	251	26.0	*	*	232	23.3		
CHANNEL	202-32STX	M	C2 R L	G	107	238	21.3	100	238	22.7	164	18.8	239	19.9		
CHANNEL	205-99STX	M	C3 R2 L	B	105	205	19.9	100	192	20.6	*	*	219	19.3		
CHANNEL	209-77VT3	M	C R	G	109	244	24.8	100	235	26.8	181	20.8	252	22.8	240	240
CORNELIUS	C459SS	L	C R	B	106	219	25.0	100	213	27.4	180	23.2	226	22.6		
CORNELIUS	C462-3000GT	L	C R	B	105	207	21.6	100	190	24.2	*	*	224	19.1	215	
CORNELIUS	C582VT3P	L	C R	G	109	237	23.0	100	222	24.1	190	20.8	252	21.8		
CORNELIUS	C594VT3P	L	C R	G	109	243	22.6	100	235	23.5	*	*	252	21.7		
CORNELIUS	C623VT3P	L	C R	G	110	233	24.1	100	215	26.1	181	19.7	251	22.0		
CORNELIUS	C646VT3P	L	C R	G	112	244	25.5	100	214	27.3	206	23.6	275	23.7		
CORNELIUS	C664-3111	L	C R L	B	112	224	26.2	100	217	27.0	193	24.4	231	25.4		
CORNELIUS	C728VT3P	L	C R	G	113	235	25.5	100	222	27.1	*	*	248	23.9		
DAIRYLAND SEED	ST-9206SSX	M	C R L	B	105	217	23.6	100	216	25.6	161	20.9	217	21.6		
DAIRYLAND SEED	ST-9210SSX	M	C R L	B	110	231	26.3	100	227	27.8	202	24.0	235	24.7		
DAIRYLAND SEED	ST-9308SSX	M	C R L	B	108	202	24.2	100	205	25.6	*	*	199	22.7		
DEKALB	DKC57-50 (VT3)	M	C R	G	107	237	23.4	100	228	24.8	199	22.1	246	22.0	231	230
DEKALB	DKC58-83 (GENVT3P)	M	C2 R L	G	108	208	22.4	100	179	24.3	174	20.4	237	20.6	217	
DEKALB	DKC61-06 (GENSS)	M	C3 R2 L	B	111	221	23.9	99	204	26.7	166	21.7	238	21.2		
DEKALB	DKC61-88 (GENVT3P)	M	C2 R L	G	111	250	24.0	100	238	26.0	*	*	262	21.9		
DEKALB	DKC62-09 (GENVT3P)	M	C2 R L	G	112	273	24.2	100	255	26.0	199	21.2	291	22.3		
DEKALB	DKC62-54 (VT3)	M	C R	G	112	231	23.7	100	224	24.8	193	18.0	239	22.5	228	232
DEKALB	DKC62-97 (GENVT3P)	M	C2 R L	G	112	242	26.3	100	228	28.5	179	22.0	256	24.0	240	
DEKALB	DKC63-84 (VT3)	M	C R	G	113	233	24.9	98	227	26.1	168	21.7	240	23.8	233	234
FS SEED	FS 54VX1	L	C2 R2 L2	B	104	204	20.3	100	187	20.7	*	*	221	19.9		
FS SEED	FS 56TV4	L	C R L	G	106	230	24.6	100	234	26.9	165	21.5	225	22.4		
FS SEED	FS 57SV3	L	C R	G	107	211	23.5	100	180	26.9	175	19.0	243	20.2	209	
FS SEED	FS 58MV4	L	C R L	G	108	247	25.3	100	238	27.9	166	22.1	256	22.7		
FS SEED	FS 60MV4	L	C R L	G	110	233	26.7	97	208	30.2	*	*	259	23.3	222	
FS SEED	FS 60TV4	L	C R L	G	110	240	23.5	100	222	25.4	177	21.7	258	21.6		
G2 GENETICS	5H-0601TM	L	C	B	106	240	22.0	100	239	24.3	167	20.7	241	19.6		
G2 GENETICS	5H-0701TM	L	C	B	107	232	22.0	100	226	23.8	207	18.6	237	20.2		
G2 GENETICS	5H-1001TM	L	C	B	110	234	23.9	100	215	27.3	162	22.8	254	20.6		
G2 GENETICS	5H-511TM	L	C	B	111	236	23.9	100	242	26.1	156	21.3	231	21.8	231	
G2 GENETICS	5H-712TM	L	C	B	112	243	27.5	99	229	30.6	164	20.7	257	24.3	241	
G2 GENETICS	5H-905TM	L	C	B	105	222	21.1	100	224	22.8	186	18.0	221	19.4		
G2 GENETICS	5X-812TM	L	C R	B	112	228	26.6	99	221	28.8	190	22.5	235	24.3		
G2 GENETICS	5X-908TM	L	C R	B	108	206	24.1	100	197	25.3	162	22.1	215	22.8	212	
G2 GENETICS	5X-909TM	L	C R	B	109	234	23.7	100	236	25.3	157	21.5	232	22.1	225	223
HUGHES	5456GT3	L	C R	B	107	222	22.4	99	214	24.2	*	*	230	20.7		
HUGHES	6435GT3	L	C R	B	108	196	23.6	100	184	24.9	173	21.9	208	22.4		
KRUGER	K4-9205	L	C2 R2	B	105	233	22.5	100	235	24.2	166	20.1	232	20.7		
KRUGER	K4-9209	L	C2 R2	B	109	203	24.2	100	202	26.3	157	24.0	204	22.0		
KRUGER	K4-9302	L	C2 R2	B	102	205	20.9	100	211	22.4	192	19.3	200	19.5		
KRUGER	K4-9513	L	C2 R2	B	113	242	25.6	100	240	26.6	157	25.1	243	24.7		
KRUGER	K4-9607	L	C2 R2	B	107	214	22.7	100	218	24.4	136	20.4	210	21.0		
KRUGER	K4-9710	L	C2 R2	B	110	232	24.5	100	223	25.9	198	21.0	241	23.1		
KRUGER	K-6201VT3	L	C R	G	101	227	20.4	97	214	21.7	205	17.7	239	19.2	216	
KRUGER	K-6408VT3	L	C R	G	108	231	23.0	100	221	25.7	*	*	240	20.3	223	225
KRUGER	K-7211	L	C2 R	G	111	233	25.0	100	216	27.2	196	21.9	249	22.7		
KRUGER	K-7312	L	C2 R	G	112	226	24.2	100	222	26.5	186	22.1	229	21.9		
KRUGER	K-7713	L	C2 R	G	113	241	25.8	100	225	27.1	*	*	258	24.4		
KRUGER	K-7907	L	C2 R	G	107	239	21.5	100	231	22.5	174	18.0	247	20.5		
MUNSON	6805VT3P	L	C R L	G	108	223	23.1	100	238	25.6	201	22.0	209	20.6		
MUNSON	7043VT3P	L	C R L	G	110	232	23.7	100	225	25.4	181	21.5	240	22.0		
MUNSON	7251VT3P	L	C R L	G	112	236	24.2	100	215	27.1	149	20.3	257	21.3		

¹Insecticide Seed Treatment: L = Low rate, M = Medium rate, H = High rate

²Genetic Traits: C= Corn Borer, R= Root Worm, L= Other Lepidoptera, Number following the letter indicates how many traits are expressed

³Herbicide Traits: G= Glyphosate, U= Glufosinate, B= Both

*Hybrids with missing data suffered from greensnap at one or more wind events during the season, and yielded much less than normal.

** DeKalb was excluded from the regional averages.

2011 Hybrid Corn Test Results: North Region (34,000 ppa)

Company	Name	IST ¹	GT ²	HT ³	RM	Regional Results			Mt. Morris		**DeKalb		Erie		2-yr Avg. bu/a	3-yr Avg. bu/a
						Yield bu/a	Mst %	% Erect Plants	Yield bu/a	Mst %	Yield bu/a	Mst %	Yield bu/a	Mst %		
MUNSON	7322VT3P	L	C R L	G	113	240	25.9	100	204	28.1	*	*	276	23.7	235	
MYCOGEN	2A695	L	C R	B	110	231	26.6	100	225	28.4	167	27.1	238	24.9		
MYCOGEN	2H736	L	C R	B	112	210	28.0	100	185	29.5	173	27.5	235	26.6		
MYCOGEN	2P616	L	C2 R2	B	107	208	24.2	100	209	27.1	167	23.4	207	21.4		
MYCOGEN	2V702	L	C2 R2	B	110	228	26.0	100	222	27.9	155	23.9	234	24.0		
MYCOGEN	2V715	L	C R	B	111	228	26.8	100	221	28.8	150	27.5	236	24.8		
NUTECH SEED	5B-1003	L	C	B	110	249	25.1	100	248	26.6	140	23.0	250	23.5		
NUTECH SEED	5H-607	L		G	106	246	25.5	100	241	27.5	205	22.4	252	23.6		
NUTECH SEED	5N-1004	L	C R	B	110	219	24.4	100	209	26.2	204	21.0	230	22.6		
PIONEER	35K04	H	C R	B	106	218	21.2	100	193	22.8	180	19.4	243	19.5	215	219
PIONEER	P0413XR	H	C R	B	104	205	21.5	100	185	23.4	180	18.7	226	19.5		
PIONEER	P0448XR	H	C R	B	104	214	21.0	100	199	23.5	169	18.8	228	18.5		
PIONEER	P0916XR	H	C R	B	109	208	23.3	100	176	25.5	203	20.6	240	21.1	214	
PIONEER	P1018XR	H	C R	B	110	231	25.3	98	218	28.6	171	24.0	244	22.1		
PIONEER	P1184XR	H	C R	B	111	238	24.2	99	248	25.8	175	24.8	228	22.5		
POWER PLUS	4A30	M	C R	B	108	222	23.4	100	229	25.3	172	21.1	215	21.5		
POWER PLUS	4C58	M	C R	B	108	197	25.0	100	190	28.0	185	24.9	203	22.1		
POWER PLUS	5A45	M	C R	B	110	210	25.5	100	214	26.8	159	22.2	206	24.2		
POWER PLUS	6B52	M	C R	B	112	235	23.3	99	238	25.5	146	20.8	232	21.0		
RENK	RK698VT3	M	C R	G	102	224	21.1	100	224	22.8	153	18.8	224	19.5	219	225
RENK	RK741VT3P	M	C R	G	108	226	24.7	100	228	27.1	175	21.5	224	22.4		
RENK	RK744VT3P	M	C R	G	107	236	21.7	100	233	23.0	152	20.1	240	20.4		
RENK	RK795VT3P	M	C R	G	109	230	24.6	100	228	27.0	192	24.8	233	22.1		
RENK	RK818VT3P	M	C R	G	108	236	23.1	100	222	24.4	190	21.5	250	21.8		
RENK	RK831VT3P	M	C R	G	112	248	26.1	100	230	28.2	159	24.4	267	24.1		
RENK	RK858VT3P	M	C R	G	112	241	24.9	100	220	26.4	*	*	262	23.3		
RENK	RK880SSTX	M	C R	G	112	239	23.3	100	234	24.4	198	22.5	244	22.1		
ROESCHLEY	Rx193SS	M	C2 R2 L	B	106	201	25.2	100	195	26.5	165	23.6	208	23.9		
ROESCHLEY	Rx281VT3P	M	C R	G	108	232	22.9	100	221	24.4	191	22.8	243	21.5		
STONE	6128	L	C3 R2 L	B	111	222	24.8	100	206	25.9	189	20.4	237	23.6		
STONE	5508GSS	L	C3 R2 L	B	105	221	22.3	100	215	24.4	165	19.7	228	20.2	218	
STONE	5608GSS	L	C3 R2 L	B	106	216	22.7	100	200	24.7	150	22.6	233	20.7		
STONE	5714GVT3P	L	C2 R1 L	R	107	232	21.2	100	220	21.9	172	17.8	243	20.4		
STONE	6234GVT3P	L	C2 R1 L	R	112	240	24.5	100	231	26.2	182	21.3	248	22.9		
YIELDIRECT	4L48-GENSS	M	C R L	B	107	206	24.5	100	212	26.9	175	21.8	199	22.1		
YIELDIRECT	4M57-VT3	L	RC G		104	217	21.2	100	220	23.0	172	18.4	215	19.3	207	215
YIELDIRECT	4M81-GT3	M	C R	B	106	227	21.5	100	227	23.1	181	20.0	226	19.9		
YIELDIRECT	4X106-GT3	M	C R	B	106	230	22.5	100	216	24.3	166	20.5	245	20.8		
YIELDIRECT	4X110-CBRW	M	C R	B	110	224	26.8	100	217	28.6	165	24.3	231	24.9		
YIELDIRECT	5L17-GENSS	M	C R L	B	109	238	23.6	100	233	25.3	179	22.9	244	21.9		
YIELDIRECT	6M19-GTCB	M	C	G	111	244	25.2	100	235	27.4	157	23.2	253	23.1		
Non-GMO Hybrids																
OMG	4L92	L			107	229	24.6	99	227	27.6	161	22.1	232	21.5	226	228
OMG	4M89	L			106	246	22.2	100	243	23.8	186	22.2	250	20.7		
OMG	6E11	L			110	224	23.6	100	207	25.1	160	20.4	241	22.1	218	223
OMG	6L39	L			113	238	28.5	100	231	31.4	164	27.2	245	25.7	227	226
OMG	6M19	L			110	242	25.5	100	258	27.2	*	*	227	23.8		
PRAIRIE	3074				104	215	22.5	100	217	25.0	175	19.3	214	20.1	208	210
PRAIRIE	5200				108	228	22.6	100	212	25.0	177	20.0	243	20.2		
PRAIRIE	5879				107	236	23.8	99	228	26.0	194	21.1	244	21.5	226	227
PRAIRIE	6158				111	236	26.7	100	230	28.1	188	24.7	241	25.2	225	222
PRAIRIE	6950				111	237	24.9	98	227	25.6	*	*	246	24.3		
VIKING SEED	51-11N	L			109	219	22.9	99	209	24.4	175	20.6	228	21.3		
VIKING SEED	57-07N	L			105	188	23.2	97	194	24.5	169	19.8	181	21.9		
Average						227	23.7	100	220	25.5	176	21.4	235	21.8	222	224
L.S.D 25% Level						17	1.0	1	11	1.1	19	1.5	13	0.8		
CV (%)						11	6.3	1	5	4.7	11	7.3	6	3.8		

¹Insecticide Seed Treatment: L = Low rate, M = Medium rate, H = High rate

²Genetic Traits: C= Corn Borer, R= Root Worm, L= Other Lepidoptera, Number following the letter indicates how many traits are expressed

³Herbicide Traits: G= Glyphosate, U= Glufosinate, B= Both

*Hybrids with missing data suffered from greensnap at one or more wind events during the season, and yielded much less than normal.

** DeKalb was excluded from the regional averages.

2011 Hybrid Corn Test Results: West Central Region (34,000 ppa)

Company	Name	IST ¹	GT ²	HT ³	RM	Regional Results			Monmouth		**Perry		New Berlin		2-yr Avg. bu/a	3-yr Avg. bu/a
						Yield bu/a	Mst %	% Erect Plants	Yield bu/a	Mst %	Yield bu/a	Mst %	Yield bu/a	Mst %		
BECK	5552A4	H	C R L B		110	237	23.6	99	234	23.3	193	17.4	241	23.9		
BECK	5642A4	H	C R L B		111	231	24.8	94	228	25.1	205	18.0	234	24.4		
BECK	6175E3™	H	C R L B		112	233	23.7	100	226	24.4	217	19.2	240	23.0		
BECK	6626HXR™	H	C R B		114	230	26.4	100	228	26.2	209	20.5	232	26.5		
BO-JACK	9595	L	C R U		113	221	26.9	99	221	27.8	183	19.0	220	26.0	215	
CHANNEL	210-57STX	M	C3 R2 L B		110	223	24.0	100	218	23.9	213	16.4	228	24.1		
CHANNEL	212-08VT3P	M	C2 R L G		112	232	22.4	99	222	23.0	*	*	241	21.8		
CHANNEL	212-17VT3P	M	C2 R L G		112	232	21.9	100	224	22.6	200	16.5	240	21.3		
CHANNEL	212-75VT3P	M	C2 R L G		112	241	22.7	100	233	23.2	210	17.2	250	22.2		
CHANNEL	214-14VT3P	M	C2 R L G		114	236	22.8	100	221	22.8	205	17.3	250	22.8	225	
CHANNEL	216-63VT3P	M	C2 R L G		116	243	26.3	100	234	26.0	224	19.2	253	26.6		
CHANNEL	216-96VT3P	M	C2 R L G		116	226	23.1	100	214	23.3	*	*	238	22.9		
DAIRYLAND SEED	9213Q	M	C R L B		113	216	24.8	100	218	26.3	199	17.7	215	23.4		
DAIRYLAND SEED	9414Q	M	C R L B		114	231	24.7	100	221	25.1	207	18.6	240	24.4		
DAIRYLAND SEED	ST-9111SSX	M	C R L B		111	240	24.3	99	228	25.5	209	17.9	252	23.1		
DAIRYLAND SEED	ST-9210SSX	M	C R L B		110	204	24.2	100	197	26.1	198	17.5	211	22.2		
DEKALB	DKC57-50 (VT3)	M	C R G		107	224	20.2	98	228	20.9	187	15.1	221	19.4	214	
DEKALB	DKC58-83 (GENVT3P)	M	C2 R L G		108	220	19.4	100	213	20.8	211	15.7	227	17.9	224	
DEKALB	DKC61-88 (GENVT3P)	M	C2 R L G		111	243	21.4	100	230	22.0	213	15.5	257	20.8		
DEKALB	DKC62-09 (GENVT3P)	M	C2 R L G		112	245	20.8	100	228	20.1	232	17.7	263	21.6		
DEKALB	DKC62-97 (GENVT3P)	M	C2 R L G		112	235	23.4	100	230	22.7	218	17.5	241	24.2	234	
DEKALB	DKC63-84 (VT3)	M	C R G		113	246	23.7	98	231	24.3	208	16.8	261	23.1	229	
DEKALB	DKC64-69 (GENVT3P)	M	C2 R L G		114	231	22.2	95	215	22.9	*	*	247	21.5	216	
DEKALB	DKC66-96 (GENVT3P)	M	C2 R L G		116	242	26.4	100	239	26.9	219	19.0	244	25.8		
DOEBLERS	554GRQ	L	C R G		105	215	18.8	100	214	20.1	198	15.3	217	17.5		
DYNA-GRO	D52VP20	L	C2 G		112	245	22.9	100	234	22.6	*	*	256	23.1		
FS SEED	FS 60MV4	L	C R L G		110	235	23.3	99	229	24.2	*	*	241	22.4	219	
FS SEED	FS 60TV4	L	C R L G		110	233	21.0	99	221	22.3	188	14.5	245	19.8		
FS SEED	FS 61BX1	L	C2 R2 L2 B		111	224	23.4	99	218	23.6	*	*	231	23.3	220	
FS SEED	FS 62MV4	L	C R L G		112	227	22.7	100	224	22.4	*	*	231	23.0		
FS SEED	FS 63MV4	L	C R L G		113	225	23.1	99	222	24.7	189	17.8	228	21.4	222	
FS SEED	FS 64JV3	L	C R G		114	248	23.7	99	233	23.7	211	16.2	263	23.8	236	
G2 GENETICS	5H-013TM	L	C B		113	233	23.4	97	230	24.4	219	17.5	237	22.5		
G2 GENETICS	5H-1001TM	L	C B		110	229	21.2	98	213	21.9	216	15.7	245	20.4		
G2 GENETICS	5H-511TM	L	C B		111	208	21.3	100	208	21.9	*	*	208	20.7		
G2 GENETICS	5H-712TM	L	C B		112	224	24.8	100	215	24.2	220	18.2	234	25.3	212	
G2 GENETICS	5X-1301TM	L	C R B		113	224	23.4	100	220	24.1	187	19.7	229	22.6		
G2 GENETICS	5X-812TM	L	C R B		112	234	23.9	99	217	25.8	209	19.1	251	21.9		
G2 GENETICS	5X-908TM	L	C R B		108	206	22.5	100	197	23.4	165	18.4	216	21.6	210	
G2 GENETICS	5X-909TM	L	C R B		109	223	21.1	100	215	21.8	*	*	232	20.5	208	
KRUGER	K4-9209	L	C2 R2 B		109	209	22.3	100	213	22.7	191	17.3	206	21.9		
KRUGER	K4-9513	L	C2 R2 B		113	225	25.4	99	206	26.7	199	18.2	244	24.1		
KRUGER	K4-9710	L	C2 R2 B		110	228	22.9	100	222	22.8	214	16.0	234	23.0		
KRUGER	K-6408VT3	L	C R G		108	229	18.6	100	227	19.9	202	14.8	230	17.3	221	
KRUGER	K-7211	L	C2 R G		111	240	21.3	98	236	21.3	193	15.7	244	21.3		
KRUGER	K-7215	L	C2 R G		115	235	23.8	95	219	24.4	209	18.3	250	23.3		
KRUGER	K-7312	L	C2 R G		112	214	23.0	99	212	22.2	194	16.0	217	23.7		
KRUGER	K-7514	L	C2 R G		114	233	22.2	99	228	22.4	198	16.7	239	21.9		
KRUGER	K-7614	L	C2 R G		114	210	24.8	99	196	26.4	188	16.6	225	23.3	210	
KRUGER	K-7713	L	C2 R G		113	230	22.7	100	230	23.3	195	17.4	229	22.0		
LEWIS	1009SS	M	C2 R2 L B		109	221	22.7	100	213	22.9	213	16.4	230	22.4		
LEWIS	1113SS	M	C2 R2 L B		113	229	25.2	100	221	25.9	199	18.0	237	24.4		
LEWIS	1207VT3P	M	C2 R L G		107	223	19.1	100	206	19.8	216	15.4	240	18.3		
LEWIS	1211VT3P	M	C2 R L G		111	220	23.5	97	215	23.2	202	15.6	225	23.8		
LEWIS	1212VT3P	M	C2 R L G		112	206	23.1	100	192	24.7	190	17.1	219	21.5		
LEWIS	1214VT3P	M	C2 R L G		114	235	22.1	99	222	21.8	*	*	249	22.4		
LEWIS	1215VT3P	M	C2 R L G		115	237	23.8	98	222	24.7	219	18.4	252	22.9		
LEWIS	910VT3	M	C R G		110	236	22.0	98	224	23.3	210	17.1	248	20.8		
MUNSON	7043VT3P	L	C R L G		110	221	21.9	100	215	22.6	197	16.6	226	21.1		
MUNSON	7081VT3P	L	C R L G		110	232	21.5	97	230	21.3	*	*	235	21.7	219	
MUNSON	7251VT3P	L	C R L G		112	234	21.3	100	221	21.7	191	14.9	248	20.9		
MUNSON	7298-3000GT	L	C R L B		112	214	23.5	100	214	23.0	194	19.6	214	23.9	208	
MUNSON	7322VT3P	L	C R L G		113	252	23.5	100	247	23.3	*	*	257	23.6	234	
MUNSON	7423VT3P	L	C R L G		114	237	25.0	100	219	26.5	204	15.4	256	23.6		
MUNSON	7584VT3P	L	C R L G		115	225	22.6	100	223	23.7	189	17.4	227	21.5	217	
MUNSON	M727RR	L	C R G		112	245	23.5	99	249	23.8	213	18.5	242	23.2		

¹Insecticide Seed Treatment: L = Low rate, M = Medium rate, H = High rate

²Genetic Traits: C= Corn Borer, R= Root Worm, L= Other Lepidoptera, Number following the letter indicates how many traits are expressed

³Herbicide Traits: G= Glyphosate, U= Glufosinate, B= Both

*Hybrids with missing data suffered from greensnap at one or more wind events during the season, and yielded much less than normal.

** Perry was excluded from the regional averages.

2011 Hybrid Corn Test Results: West Central Region (34,000 ppa)

Company	Name	IST ¹	GT ²	HT ³	RM	Regional Results			Monmouth		**Perry		New Berlin		2-yr Avg. bu/a	3-yr Avg. bu/a
						Yield bu/a	Mst %	% Erect Plants	Yield bu/a	Mst %	Yield bu/a	Mst %	Yield bu/a	Mst %		
MUNSON	M735VT3P	L	C R L	G	113	230	22.8	100	221	23.2	221	17.9	239	22.4		
NUTECH SEED	5B-1003	L	C	B	110	222	22.3	96	203	24.2	200	15.8	241	20.4		
NUTECH SEED	5N-1004	L	C R	B	110	216	20.9	98	211	21.6	197	16.0	220	20.3		
NUTECH SEED	5V-514	L	C R L	B	114	217	26.3	100	204	27.0	188	17.9	230	25.5		
NUTECH SEED	5V-813	L	C R L	B	113	210	25.1	99	204	26.2	202	20.4	216	23.9		
PIONEER	P1018XR	H	C R	B	110	232	23	99	220	23.3	209	17.0	243	22.8		
PIONEER	P1184XR	H	C R	B	111	228	22.5	100	216	22.9	*	*	241	22.1		
PIONEER	P1395XR	H	C R	B	113	239	23.5	100	227	23.8	225	18.3	251	23.3	224	
POWER PLUS	4V43	M	C	B	108	230	22.4	100	216	23.4	213	16.6	245	21.5		
POWER PLUS	5A45	M	C R	B	110	225	23.4	100	212	23.3	*	*	239	23.4		
POWER PLUS	6A12	M	C R	B	112	227	23.5	100	214	24.5	215	19.2	239	22.5		
POWER PLUS	6B52	M	C	B	112	221	21.3	100	223	22.1	*	*	219	20.6	212	
POWER PLUS	6F72	M	C	B	112	239	22.4	100	234	23.1	212	17.8	243	21.6		
POWER PLUS	7A18	M	C R	B	114	238	25.2	100	234	25.4	226	20.3	243	24.9		
POWER PLUS	7D51	M	C R	B	115	249	25.5	100	242	25.8	207	19.7	256	25.3	237 243	
RENK	RK858VT3P	M	C R	G	112	242	22.8	99	233	23.3	223	17.4	251	22.4		
RENK	RK880SSTX	M	C R	G	112	226	22.7	98	218	22.6	196	17.5	233	22.9		
RENK	RK902VT3	M	C R	G	113	219	23.5	100	211	24.2	202	18.1	227	22.7		
RENK	RK909VT3P	M	C R	G	113	237	24.4	100	224	25.0	218	16.8	249	23.8		
RPM	634HRQ	L	C R	G	110	223	21.4	100	207	22.1	*	*	239	20.6		
STEYER	10602 3000GT	M	C R	G	106	197	20.4	100	193	21.6	186	16.5	201	19.2		
STEYER	10901 SS	L	C2 R2	B	109	157	24.4	100	130	24.8	155	17.9	184	24.1		
STEYER	10901 VT3 Pro	L	C R	G	109	235	22.9	99	227	23.1	198	16.7	244	22.7		
STEYER	10902 GT	L		G	109	211	22.7	98	195	24.4	*	*	228	21.0		
STEYER	10903 VT3 Pro	L	C2 R2	B	115	215	21.6	100	210	22.1	195	16.7	219	21.2		
STEYER	1097 3000GT	L	C R	B	109	208	20.9	99	199	21.5	185	15.8	217	20.2		
STEYER	11002 3000GT	L	C R	B	110	212	23.7	100	202	24.4	209	15.8	223	23.1	207 220	
STEYER	11003 VT3 Pro	L	C R	G	110	234	20.6	100	221	21.4	194	14.6	247	19.8		
STEYER	11202 VT3 Pro	L	C R	G	112	214	26.8	100	206	27.7	194	18.3	222	25.9	218	
STEYER	11203 GT	L		G	112	218	23.0	99	202	23.5	190	15.7	235	22.6		
STEYER	11204 VT3 Pro	L	C R	G	112	239	24.4	100	234	24.6	220	16.9	244	24.2		
STEYER	11302 VT3 Pro	L	C R	G	113	235	22.4	100	230	21.9	*	*	240	23.0		
STEYER	11401 3000GT	L	C R	B	114	217	25.5	97	216	26.6	188	19.2	218	24.3		
STEYER	11402 VT3 Pro	L	C R	G	114	240	24.8	100	223	26.5	217	17.4	258	23.1		
STEYER	11404 VT3 Pro	L	C R	G	114	236	23.2	100	231	24.6	217	17.9	241	21.8		
STEYER	11405 VT3 Pro	L	C R	G	114	228	22.1	99	229	23.5	191	17.6	227	20.8	227	
STONE	6128	L	C3 R2 L	B	111	221	23.4	100	211	24.4	208	17.4	231	22.4		
STONE	5913VT3	L	C R L	R	109	231	21.8	100	225	22.5	212	17.1	238	21.2		
STONE	6214GVT3P	L	C2 R1 L	R	112	246	23.0	100	246	23.1	*	*	246	22.8		
STONE	6228GSS	L	C3 R2 L	B	112	222	25.9	99	206	26.3	189	15.2	237	25.6		
STONE	6234GVT3P	L	C2 R1 L	R	112	222	22.0	100	211	22.2	200	15.5	234	21.8		
STONE	6324GVT3P	L	C2 R1 L	R	113	235	22.4	99	218	22.6	*	0.0	253	22.2		
STONE	6404GVT3P	L	C2 R1 L	R	114	232	24.7	98	217	24.8	211	18.5	246	24.6		
STONE	6418GSS	L	C3 R2 L	B	114	227	25.6	100	222	26.1	214	17.4	232	25.0		
UNITY	US4511-VT3PRO	L	C2 R	G	111	247	23.5	99	232	24.3	*	*	261	22.7		
UNITY	US4614-VT3PRO	L	C2 R	G	114	242	22.4	99	226	23.4	208	15.8	259	21.4		
UNITY	USEXP1010-VT3PRO	L	C2 R	G	110	237	21.1	99	229	21.6	198	15.3	246	20.5		
UNITY	USEXP1011-VT3PRO	L	C2 R	G	113	226	22.7	100	225	23.6	190	16.8	227	21.9		
Non-GMO Hybrids																
MUNSON	28020	L			114	243	27.0	100	230	27.6	200	21.0	255	26.4		
OMG	6L39	L			113	235	26.3	100	215	27.8	*	*	256	24.8	239 245	
PRAIRIE	6469				111	231	21.2	99	209	22.1	212	15.6	252	20.4		
PRAIRIE	6950				111	232	23.8	97	224	23.9	200	17.7	240	23.7		
PRAIRIE	8052				114	234	26.2	100	233	25.9	194	20.5	236	26.6		
PRAIRIE	8229				114	245	26.5	99	243	25.9	*	*	247	27.1	241 246	
STEYER	1098	L			109	214	20.2	99	211	21.1	203	16.6	217	19.4		
STEYER	1156	L			115	234	27.0	100	226	27.0	*	*	243	27.0	237 242	
STEYER	11002	L			110	217	22.0	99	210	22.7	199	17.8	224	21.3		
STEYER	11406	L			114	235	24.3	98	221	23.4	212	17.5	249	25.3		
Average						228	23.1	99	220	23.7	203	17.2	237	22.6	222	223
L.S.D 25% Level						10	1.0	2	11	1.2	8	0.9	9	1.1		
CV (%)						7	6.7	3	5	5.5	4	5.8	4	5.0		

¹Insecticide Seed Treatment: L = Low rate, M = Medium rate, H = High rate

²Genetic Traits: C= Corn Borer, R= Root Worm, L= Other Lepidoptera, Number following the letter indicates how many traits are expressed

³Herbicide Traits: G= Glyphosate, U= Glufosinate, B= Both

*Hybrids with missing data suffered from greensnap at one or more wind events during the season, and yielded much less than normal.

** Perry was excluded from the regional averages.

2011 Hybrid Corn Test Results: East Central Region (34,000 ppa)

Company	Name	IST ¹	GT ²	HT ³	RM	Regional Results			Dwight		Goodfield		Urbana		2-yr Avg. bu/a	3-yr Avg. bu/a
						Yield bu/a	Mst %	% Erect Plants	Yield bu/a	Mst %	Yield bu/a	Mst %	Yield bu/a	Mst %		
BECK	5442VT3	H	C R	G	110	218	20.1	100	200	18.5	259	24.7	184	15.7	219	215
BECK	5552A4	H	C R L	B	110	198	20.6	100	171	18.7	244	26.1	168	15.2		
BECK	5642A4	H	C R L	B	111	204	20.1	98	174	18.3	252	25.0	177	15.4		
BECK	6175E3™	H	C R L	B	112	205	19.1	99	191	17.3	231	23.2	187	15.8		
BECK	6626HXR™	H	C R	B	114	192	21.4	100	182	19.5	219	26.8	168	16.1		
BO-JACK	9460	L	C R L	B	110	184	17.1	96	170	15.4	216	21.4	158	13.2		
BURRUS	X6J36	M	C	B	112	199	18.2	100	177	15.8	243	23.6	165	13.7		
CHANNEL	202-32STX	M	C2 R L	G	107	176	17.0	100	157	13.3	206	23.2	161	13.1		
CHANNEL	210-57STX	M	C3 R2 L	B	110	200	18.3	100	203	15.9	224	23.3	161	14.5		
CHANNEL	212-08VT3P	M	C2 R L	G	112	203	17.7	100	191	15.6	237	22.2	170	13.9		
CHANNEL	212-17VT3P	M	C2 R L	G	112	190	17.7	98	158	15.4	243	22.6	156	14.0		
CHANNEL	212-75VT3P	M	C2 R L	G	112	199	20.1	99	189	18.1	236	25.5	157	14.9		
CHANNEL	214-14VT3P	M	C2 R L	G	114	205	19.1	100	189	16.3	239	23.6	178	16.7	212	
CHANNEL	216-63VT3P	M	C2 R L	G	116	200	21.6	100	169	20.2	250	26.6	172	16.1		
CHANNEL	216-96VT3P	M	C2 R L	G	116	207	20.2	100	192	18.2	235	24.6	187	16.8		
DAIRYLAND SEED	9213Q	M	C R L	B	113	180	20.1	99	165	18.5	207	25.1	162	14.9		
DAIRYLAND SEED	9414Q	M	C R L	B	114	206	21.9	100	199	19.0	241	27.9	165	17.1		
DAIRYLAND SEED	ST-9111SSX	M	C R L	B	111	208	18.7	100	187	16.4	241	24.6	188	13.4		
DAIRYLAND SEED	ST-9210SSX	M	C R L	B	110	188	18.7	100	172	16.5	222	24.5	160	13.4		
DEKALB	DKC57-50 (VT3)	M	C R	G	107	185	17.3	99	158	14.1	218	23.1	177	13.3	203	
DEKALB	DKC58-83 (GENVT3P)	M	C2 R L	G	108	191	16.4	100	183	14.4	207	20.5	177	13.2	205	
DEKALB	DKC61-88 (GENVT3P)	M	C2 R L	G	111	205	17.0	99	176	13.9	248	22.1	182	14.2		
DEKALB	DKC62-09 (GENVT3P)	M	C2 R L	G	112	215	17.7	100	181	16.5	258	21.2	199	14.3		
DEKALB	DKC62-97 (GENVT3P)	M	C2 R L	G	112	206	18.3	99	198	16.8	241	23.6	163	12.6	218	
DEKALB	DKC63-84 (VT3)	M	C R	G	113	201	17.7	95	188	14.9	237	23.8	168	12.6	212	218
DEKALB	DKC64-69 (GENVT3P)	M	C2 R L	G	114	196	18.1	99	179	16.5	234	22.0	165	14.9	208	
DEKALB	DKC66-96 (GENVT3P)	M	C2 R L	G	116	203	20.6	100	172	18.0	242	26.2	191	16.3		
DOEBLERS	554GRQ	L	C R	G	105	178	16.8	100	157	14.9	209	20.9	163	13.5		
DYNA-GRO	CX11113	L	C2	G	113	205	19.2	100	194	16.2	247	25.0	159	15.0		
DYNA-GRO	CX11114	L	C2	G	114	204	19.6	99	188	17.2	245	24.9	167	15.4		
DYNA-GRO	D52VP20	L	C2	G	112	195	18.9	99	165	17.1	251	24.4	155	13.3		
FS SEED	FS 60MV4	L	C R L	G	110	197	17.9	85	195	15.7	226	23.2	159	13.0	202	
FS SEED	FS 60TV4	L	C R L	G	110	200	17.1	100	170	14.6	244	22.2	179	13.4		
FS SEED	FS 61BX1	L	C2 R2 L2	B	111	207	18.9	100	185	15.8	252	24.8	174	14.7	213	
FS SEED	FS 62MV4	L	C R L	G	112	210	19.0	100	191	16.0	246	24.3	184	15.5		
FS SEED	FS 63MV4	L	C R L	G	113	201	19.9	99	188	17.5	236	24.9	168	16.1	206	
FS SEED	FS 64JV3	L	C R	G	114	203	19.8	98	188	18.5	239	25.4	172	13.3	215	
G2 GENETICS	5H-013TM	L	C	B	113	197	19.7	100	171	18.1	239	24.5	172	15.0		
G2 GENETICS	5H-1001TM	L	C	B	110	200	18.0	99	176	15.8	238	22.8	178	14.2		
G2 GENETICS	5H-511TM	L	C	B	111	192	18.5	99	180	15.8	214	23.6	177	14.8		
G2 GENETICS	5H-515TM	L	C	B	115	194	20.8	99	170	18.7	235	26.2	166	15.7	210	
G2 GENETICS	5H-712TM	L	C	B	112	204	19.0	100	183	17.0	245	24.1	174	14.3	215	
G2 GENETICS	5H-716TM	L	C	B	116	195	22.3	100	163	20.9	237	26.2	178	18.3		
G2 GENETICS	5H-717TM	L	C	B	117	185	22.4	98	161	21.9	230	26.1	155	17.7		
G2 GENETICS	5X-1301TM	L	C R	B	113	186	21.0	99	169	19.4	212	25.0	171	17.5		
G2 GENETICS	5X-812TM	L	C R	B	112	198	20.2	91	189	17.8	225	25.0	174	16.5		
HUBNER	H5609VT3P	M	C2 R	G	112	196	19.3	100	168	17.6	239	23.8	173	15.3		
HUBNER	H5709VT3P	M	C2 R	G	114	217	20.1	100	206	18.5	245	24.0	190	16.6		
HUBNER	H6555GENSS	M	C3 R2	G	111	192	19.4	100	169	17.4	231	25.2	169	13.8		
HUBNER	H6652GENSS	M	C3 R2	G	110	194	18.7	100	173	16.1	228	23.9	173	14.8		
HUBNER	H6762GENSS	M	C3 R2	G	114	192	20.8	100	163	20.6	234	24.8	172	15.0		
KRUGER	K4-9209	L	C2 R2	B	109	184	18.5	100	178	16.5	205	22.9	161	14.8		
KRUGER	K4-9513	L	C2 R2	B	113	183	19.5	99	166	18.4	218	24.3	155	13.7		
KRUGER	K4-9710	L	C2 R2	B	110	207	18.5	100	204	16.4	230	22.8	177	15.2		
KRUGER	K-6408VT3	L	C R	G	108	194	17.2	100	170	15.5	233	21.1	171	13.8	210	215
KRUGER	K-7211	L	C2 R	G	111	194	18.0	100	176	15.7	233	23.3	163	13.6		
KRUGER	K-7215	L	C2 R	G	115	219	20.6	100	211	19.8	255	25.1	176	15.2		
KRUGER	K-7312	L	C2 R	G	112	191	17.5	100	191	15.3	215	22.0	156	13.9		
KRUGER	K-7514	L	C2 R	G	114	202	18.4	99	185	16.5	233	22.9	181	14.5		
KRUGER	K-7614	L	C2 R	G	114	191	20.6	100	175	19.8	222	24.6	171	15.7	200	

¹Insecticide Seed Treatment: L = Low rate, M = Medium rate, H = High rate

²Genetic Traits: C= Corn Borer, R= Root Worm, L= Other Lepidoptera, Number following the letter indicates how many traits are expressed

³Herbicide Traits: G= Glyphosate, U= Glufosinate, B= Both

2011 Hybrid Corn Test Results: East Central Region (34,000 ppa)

Company	Name	IST ¹	GT ²	HT ³	RM	Regional Results			Dwight		Goodfield		Urbana		2-yr Avg. bu/a	3-yr Avg. bu/a
						Yield bu/a	Mst %	% Erect Plants	Yield bu/a	Mst %	Yield bu/a	Mst %	Yield bu/a	Mst %		
KRUGER	K-7713	L	C2 R	G	113	203	19.8	100	185	18.9	236	23.4	180	15.6		
NUTECH SEED	5B-1003	L	C	B	110	187	18.6	99	170	16.1	225	24.4	155	13.5		
NUTECH SEED	5N-1004	L	C R	B	110	182	17.4	96	157	16.0	225	21.6	155	13.2		
NUTECH SEED	5V-514	L	C R L	B	114	190	20.3	100	178	17.8	222	26.6	159	14.8		
NUTECH SEED	5V-813	L	C R L	B	113	180	21.4	99	154	19.7	211	25.8	174	17.4		
PIONEER	P1018XR	H	C R	B	110	186	18.3	99	147	16.2	229	23.2	181	14.1		
PIONEER	P1184XR	H	C R	B	111	193	18.4	100	174	16.7	225	22.4	174	15.0		
PIONEER	P1395XR	H	C R	B	113	199	18.7	100	178	17.2	238	22.8	169	14.9	204	
PIONEER	P1567XR	H	C R	B	115	184	20.0	100	172	18.3	213	24.6	159	15.6		
POWER PLUS	4A30	M	C R	B	108	175	18.3	100	162	16.6	197	22.5	163	14.5		
POWER PLUS	5A45	M	C R	B	110	171	19.1	98	140	18.4	220	23.1	143	14.3		
POWER PLUS	6A12	M	C R	B	112	191	19.5	92	159	17.5	226	23.8	185	16.1		
POWER PLUS	6F72	M	C	B	112	203	19.5	97	173	17.8	253	24.7	175	14.5		
POWER PLUS	7A18	M	C R	B	114	191	21.2	97	172	19.2	227	26.1	167	17.1		
POWER PLUS	7D51	M	C R	B	115	203	21.4	100	179	19.7	245	25.6	174	17.8	212	216
RENK	RK858VT3P	M	C R	G	112	208	19.0	99	192	16.4	239	24.0	187	15.4		
RENK	RK880SSTX	M	C R	G	112	197	18.8	99	178	16.0	236	24.2	169	15.0		
RENK	RK902VT3	M	C R	G	113	195	18.7	98	166	15.9	230	23.3	185	15.9		
RENK	RK909VT3P	M	C R	G	113	196	19.6	100	163	17.4	241	24.8	177	15.2		
ROESCHLEY	Rx429VT3P	M	C R	G	110	191	20.0	99	172	17.3	232	26.0	159	14.8		
ROESCHLEY	Rx480VT3P	M	C R	G	110	183	19.0	98	136	16.8	236	24.5	175	14.1		
ROESCHLEY	Rx575VT3P	M	C R	G	111	205	18.6	100	188	16.1	242	23.4	174	15.3		
ROESCHLEY	Rx587VT3P	M	C R	G	111	200	19.4	98	178	16.6	245	24.9	166	15.4		
RPM	634HRQ	L	C R	G	110	189	17.9	98	184	16.8	210	21.7	165	13.6		
STEYER	10602 3000GT	M	C R	G	106	172	18.1	98	158	16.4	196	22.8	159	13.6		
STEYER	10603 SS	L	C2 R2	B	106	192	17.3	100	175	13.8	220	23.8	176	12.9		
STEYER	10901 SS	L	C2 R2	B	109	174	18.4	100	159	16.3	203	24.4	152	12.6		
STEYER	10901 VT3 Pro	L	C R	G	109	195	19.0	99	172	17.6	235	23.6	168	14.2		
STEYER	10902 GT	L		G	109	186	17.9	99	165	15.3	218	23.1	172	13.8		
STEYER	10903 VT3 Pro	L	C2 R2	B	115	192	19.5	100	175	17.8	225	23.7	167	15.9		
STEYER	11002 3000GT	L	C R	B	110	184	20.7	100	150	19.4	226	25.2	172	15.9	201	208
STEYER	11003 VT3 Pro	L	C R	G	110	200	17.9	99	177	15.4	227	22.8	193	14.4		
STEYER	11203 GT	L		G	112	185	17.8	98	164	16.1	232	23.1	147	12.5		
STEYER	11204 VT3 Pro	L	C R	G	112	197	20.7	98	161	19.7	247	24.7	175	16.0		
STEYER	11302 VT3 Pro	L	C R	G	113	213	19.2	100	195	17.6	260	24.4	169	13.9		
STEYER	11402 VT3 Pro	L	C R	G	114	186	19.6	100	169	17.9	225	24.7	154	14.5		
STEYER	11404 VT3 Pro	L	C R	G	114	198	17.8	99	168	15.3	246	22.8	172	14.1		
STEYER	11405 VT3 Pro	L	C R	G	114	198	19.0	99	181	16.9	232	23.9	172	14.9		
STEYER	1147 3000GT	L	C R	B	114	177	20.8	100	158	20.1	215	25.3	148	15.0	183	
STONE	5913VT3	L	C R L	R	109	205	17.6	99	184	14.9	247	22.9	175	13.7		
STONE	6128	L	C3 R2 L	B	111	194	18.9	100	174	15.8	223	24.6	181	14.9		
STONE	6214GVT3P	L	C2 R1 L	R	112	203	19.9	96	177	17.9	252	24.6	169	15.8		
STONE	6228GSS	L	C3 R2 L	B	112	181	18.8	100	149	16.3	226	24.5	161	13.9		
STONE	6234GVT3P	L	C2 R1 L	R	112	181	16.9	98	158	14.4	224	21.9	152	13.1		
STONE	6324GVT3P	L	C2 R1 L	R	113	204	18.4	99	187	16.9	236	22.3	181	15.0		
STONE	6404GVT3P	L	C2 R1 L	R	114	213	20.8	100	188	18.8	264	25.2	174	17.1		
STONE	6418GSS	L	C3 R2 L	B	114	197	19.8	100	177	17.7	239	25.0	167	15.3		
SUN PRAIRIE SEEDS	SP2705VT3Pro	L	C R	G	112	213	19.1	99	204	17.4	243	24.1	181	14.0	213	
SUN PRAIRIE SEEDS	SPX2689VT3Pro	L	C R	G	110	204	17.6	100	177	15.4	247	22.0	181	14.2		
SUN PRAIRIE SEEDS	SPX2860GT3	L	C R	G	113	191	20.8	99	178	19.5	231	26.3	152	14.4		
SUN PRAIRIE SEEDS	SPX2867VT3Pro	L	C R	G	113	211	18.5	100	194	16.0	254	24.4	172	13.5		
UNITY	US4511-VT3PRO	L	C2 R	G	111	202	19.3	98	163	16.6	257	25.2	177	14.6		
UNITY	US4614-VT3PRO	L	C2 R	G	114	215	19.3	99	198	17.6	250	24.9	187	13.4		
UNITY	USEXP1010-VT3PRO	L	C2 R	G	110	208	17.3	100	203	15.7	234	21.8	176	13.2		
UNITY	USEXP1011-VT3PRO	L	C2 R	G	113	197	18.4	99	180	16.3	234	23.2	167	14.4		
WHISNAND	208VT3 Pro	L	C2 R	G	111	192	18.7	100	165	16.2	233	23.9	171	14.6		
WHISNAND	209 VT3	L	C R	G	111	169	17.4	99	156	16.2	200	21.4	142	13.3		
WHISNAND	211 VT3 Pro	L	C2 R	G	111	181	17.3	91	155	14.8	234	23.0	141	12.6		
Non-GMO Hybrids																
OMG	6L39	L			113	189	21.8	99	162	19.7	231	26.9	167	17.5	206	214
PRAIRIE	6469				111	198	19.9	100	178	18.7	231	25.0	180	13.9		
PRAIRIE	6950				111	185	19.2	97	169	16.5	220	25.2	155	14.0		
PRAIRIE	8229				114	197	22.2	98	154	21.0	257	26.5	170	17.6		
STEYER	1098	L			109	191	18.4	99	174	16.5	224	23.0	167	14.3	203	209
STEYER	1156	L			115	197	22.3	97	186	20.6	226	27.4	170	17.1		
STEYER	11002	L			110	187	20.6	99	156	20.4	231	24.1	165	15.9		
STEYER	11406	L			114	205	20.2	99	188	19.2	248	24.3	167	15.4		
Average						195	19.2	99	176	17.2	233	24.1	169	14.8	208	214
L.S.D 25% Level						10	0.8	2	15	1.0	11	1.0	12	1.0		
CV (%)						9	7.3	4	9	6.4	5	4.5	6	6.0		

¹Insecticide Seed Treatment: L = Low rate, M = Medium rate, H = High rate

²Genetic Traits: C= Corn Borer, R= Root Worm, L= Other Lepidoptera, Number following the letter indicates how many traits are expressed

³Herbicide Traits: G= Glyphosate, U= Glufosinate, B= Both

2011 Hybrid Corn Test Results: South Region (29,000 ppa)

Company	Name	IST ¹	GT ²	HT ³	RM	Regional Results			St. Peter		Elkville		2-yr Avg. bu/a	3-yr Avg. bu/a
						Yield bu/a	Mst %	% Erect Plants	Yield bu/a	Mst %	Yield bu/a	Mst %		
BECK	6179VT3	H	C R	G	112	196	19.7	100	215	19.8	177	19.5	205	
BECK	6626HXR™	H	C R	B	114	197	25.1	100	222	24.6	172	25.7		
BECK	6733HXR™	H	C R	B	114	190	22.0	100	233	22.1	147	21.8	202	207
BECK	6848A3	H	C R	B	115	177	22.4	99	205	21.9	150	22.9		
CHANNEL	214-14VT3P	M	C2 R L	G	114	213	19.8	100	234	20.4	191	19.2	219	
CHANNEL	216-63VT3P	M	C2 R L	G	116	190	21.0	100	216	21.5	163	20.6		
CHANNEL	216-96VT3P	M	C2 R L	G	116	187	20.0	99	211	21.0	163	19.1		
CHANNEL	217-08VT3P	M	C2 R L	G	117	199	20.5	99	227	21.5	171	19.6		
DAIRYLAND SEED	9213Q	M	C R L	B	113	192	20.1	99	213	20.3	170	19.9		
DAIRYLAND SEED	9414Q	M	C R L	B	114	182	20.8	100	206	21.5	159	20.1		
DAIRYLAND SEED	9814SSX	M	C R L	B	114	188	21.3	99	202	21.1	175	21.4		
DEKALB	DKC61-49 (GENVT2P)	M	C2 L	G	111	194	18.8	100	215	19.9	173	17.8		
DEKALB	DKC61-88 (GENVT3P)	M	C2 R L	G	111	203	19.3	100	229	20.7	176	17.9		
DEKALB	DKC62-09 (GENVT3P)	M	C2 R L	G	112	199	18.6	100	211	19.6	188	17.6		
DEKALB	DKC62-58 (GENVT2P)	M	C2 L	G	112	180	19.1	100	198	21.1	163	17.1		
DEKALB	DKC62-97 (GENVT3P)	M	C2 R L	G	112	192	20.3	100	210	19.8	174	20.8	211	
DEKALB	DKC63-87 (GENVT2P)	M	C2 R L	G	113	201	20.5	99	220	21.2	183	19.8		
DEKALB	DKC64-69 (GENVT3P)	M	C2 R L	G	114	184	19.0	99	202	19.6	166	18.5	207	
DEKALB	DKC66-96 (GENVT3P)	M	C2 R L	G	116	206	20.4	99	226	21.5	186	19.3	218	
DYNA-GRO	CX11113	L	C2	G	113	186	19.7	100	201	21.1	171	18.3		
DYNA-GRO	CX11114	L	C2	G	114	207	19.6	99	232	20.3	183	18.9		
DYNA-GRO	D51VP40	L	C2	G	111	186	17.8	100	218	19.4	153	16.3		
DYNA-GRO	D55VC21	L	C2	G	115	198	20.4	99	229	22.1	168	18.7		
FS SEED	FS 63BV1	L	C R L	G	113	197	19.8	99	229	20.3	166	19.4		
FS SEED	FS 64JV3	L	C R	G	114	196	19.8	99	227	20.2	165	19.4	211	
FS SEED	FS 65BV3	L	C R	G	115	179	21.7	100	214	22.3	145	21.1	201	180
FS SEED	FS 66S41	L	C	B	116	178	23.6	100	212	24.0	144	23.2	197	
G2 GENETICS	5H-013TM	L	C	B	113	186	20.5	100	214	20.4	158	20.6		
G2 GENETICS	5H-515TM	L	C	B	115	185	23.2	99	217	23.3	153	23.1	207	
G2 GENETICS	5H-712TM	L	C	B	112	186	21.0	100	206	21.9	167	20.1		
G2 GENETICS	5H-716TM	L	C	B	116	187	22.4	100	213	21.7	160	23.2		
G2 GENETICS	5H-717TM	L	C	B	117	190	22.3	100	222	22.4	158	22.2		
G2 GENETICS	5X-1301TM	L	C R	B	113	174	23.1	100	198	23.3	149	22.9		
G2 GENETICS	5X-812TM	L	C R	B	112	160	21.5	100	180	22.2	140	20.7		
GATEWAY	0417CBLL	L	C	U	117	181	23.7	99	207	23.8	155	23.5		
GATEWAY	0713VT2Pro	L	C2	G	113	175	20.1	100	223	20.3	127	19.8		
KRUGER	K4-9513	L	C2 R2	B	113	188	20.6	100	199	21.4	176	19.9		
KRUGER	K4-9710	L	C2 R2	B	110	198	19.4	100	218	20.2	177	18.6		
KRUGER	K-7211	L	C2 R	G	111	181	18.8	100	215	20.0	146	17.6		
KRUGER	K-7215	L	C2 R	G	115	199	20.4	100	203	21.6	195	19.1		
KRUGER	K-7312	L	C2 R	G	112	172	18.8	100	198	19.7	146	17.8		
KRUGER	K-7514	L	C2 R	G	114	173	18.7	100	192	19.5	153	17.8		
KRUGER	K-7516	L	C2 R	G	116	192	20.5	100	217	20.6	168	20.3		
KRUGER	K-7614	L	C2 R	G	114	179	20.8	100	200	20.3	158	21.2	202	
LEWIS	1014VT2P	M	C2 L	G	114	192	18.5	100	213	19.1	171	18.0		
LEWIS	1110VT2P	M	C2 L	G	110	189	19.9	100	206	20.0	171	19.8		
LEWIS	1115VT2P	M	C2 L	G	115	190	21.2	100	219	21.9	162	20.4		
LEWIS	1209VT2P	M	C2 L	G	109	195	18.2	100	216	20.1	173	16.3		
LEWIS	1213VT2P	M	C2 L	G	113	180	20.1	100	190	21.1	171	19.2		
LEWIS	1215VT3P	M	C2 R L	G	115	183	20.4	98	196	20.5	169	20.2		
LEWIS	1216VT3P	M	C2 L	G	116	198	20.4	100	221	20.8	176	20.1		
LEWIS	910VT3	M	C R	G	110	183	18.4	99	217	20.2	149	16.6		
NUTECH SEED	5V-514	L	C R L	B	114	173	20.6	99	203	21.9	144	19.2		
NUTECH SEED	5V-813	L	C R L	B	113	170	22.9	99	197	23.0	143	22.7		
PIONEER	32D79	H	C	B	116	190	22.5	100	220	21.8	160	23.1	208	
PIONEER	33T57	H	C	B	113	184	21.4	99	219	21.5	149	21.3	205	186
PIONEER	P1184HR	H	C	B	111	183	19.5	100	214	19.7	151	19.3		
PIONEER	P1395HR	H	C	B	113	201	21.2	100	224	21.1	178	21.2	218	
PIONEER	P1615HR	H	C	B	116	197	23.4	99	219	22.6	174	24.2	220	
PIONEER	P1745HR	H	C	B	117	179	22.2	99	205	22.7	153	21.7		

¹Insecticide Seed Treatment: L = Low rate, M = Medium rate, H = High rate

²Genetic Traits: C= Corn Borer, R= Root Worm, L= Other Lepidoptera, Number following the letter indicates how many traits are expressed

³Herbicide Traits: G= Glyphosate, U= Glufosinate, B= Both

2011 Hybrid Corn Test Results: South Region (29,000 ppa)

Company	Name	IST ¹	GT ²	HT ³	RM	Regional Results			St. Peter		Elkville		2-yr Avg. bu/a	3-yr Avg. bu/a
						Yield bu/a	Mst %	% Erect Plants	Yield bu/a	Mst %	Yield bu/a	Mst %		
POWER PLUS	7A18	M	C R	B	114	189	23.3	100	230	24.2	147	22.4		
POWER PLUS	7D51	M	C R	B	115	197	22.3	100	225	21.8	169	22.9	205	209
STEYER	10901 SS	L	C2 R2	B	109	160	20.1	100	181	20.5	140	19.7		
STEYER	10901 VT3 Pro	L	C R	G	109	194	18.8	99	221	19.9	168	17.6		
STEYER	10902 GT	L		G	109	169	18.8	100	195	21.2	142	16.4		
STEYER	10903 VT3 Pro	L	C2 R2	B	115	189	19.1	99	208	19.5	171	18.6		
STEYER	1097 3000GT	L	C R	B	109	168	17.7	100	194	18.9	142	16.4		
STEYER	11002 3000GT	L	C R	B	110	185	21.2	100	223	21.4	148	20.9	204	208
STEYER	11003 VT3 Pro	L	C R	G	110	202	17.4	100	235	19.2	169	15.5		
STEYER	11203 GT	L		G	112	180	19.4	100	195	19.4	164	19.4		
STEYER	11204 VT3 Pro	L	C R	G	112	177	19.6	99	215	20.1	140	19.0		
STEYER	11302 VT3 Pro	L	C R	G	113	199	20.2	100	220	21.4	177	19.0		
STEYER	11401 3000GT	L	C R	B	114	175	21.0	99	207	22.0	143	20.0		
STEYER	11402 VT3 Pro	L	C R	G	114	189	20.0	99	212	20.6	165	19.3		
STEYER	11404 VT3 Pro	L	C R	G	114	199	20.3	100	223	20.7	176	19.9		
STEYER	1147 3000GT	L	C R	B	114	143	21.8	100	171	21.4	115	22.1	180	
STEYER	11501 VT3 Pro	L	C R	G	115	183	19.6	99	214	20.1	151	19.0	206	
STONE	6128	L	C3 R2 L	B	111	188	21.2	100	210	22.0	167	20.4		
STONE	6012GVT2P	L	C2 L R	R	110	188	19.6	99	214	21.0	161	18.2		
STONE	6022GVT2P	L	C2 L R	R	110	190	18.6	100	214	20.6	165	16.6		
STONE	6114GVT3P	L	C2 R1 L R	R	111	179	19.8	100	200	19.9	158	19.6		
STONE	6404GVT3P	L	C2 R1 L R	R	114	198	20.8	100	223	21.9	172	19.8		
STONE	6502GVT2P	L	C2 L R	R	115	202	20.8	100	230	21.4	174	20.2		
WHISNAND	208VT3 Pro	L	C2 R	G	111	177	19.4	100	199	20.0	155	18.8		
WHISNAND	211 VT3 Pro	L	C2 R	G	111	182	16.9	91	205	17.7	159	16.0		
Non-GMO Hybrids														
BO-JACK	6189	L			115	192	22.4	99	224	23.9	161	20.8	214	
STEYER	1098	L			109	180	19.4	98	202	19.9	158	18.8		
STEYER	1156	L			115	172	21.8	86	210	22.3	134	21.3		
STEYER	11002	L			110	172	20.5	100	193	21.9	151	19.2		
STEYER	11406	L			114	205	18.9	100	229	20.3	181	17.6		
WHISNAND	700	L			114	178	22.2	100	213	23.2	143	21.2		
	Average					187	20.0	99	213	21.0	162	19.8	207	198
	L.S.D 25% Level					12	1.1	3	12	0.8	12	1.6		
	CV (%)					10	7.9	4	6	4.3	8	8.4		

¹Insecticide Seed Treatment: L = Low rate, M = Medium rate, H = High rate

²Genetic Traits: C= Corn Borer, R= Root Worm, L= Other Lepidoptera, Number following the letter indicates how many traits are expressed

³Herbicide Traits: G= Glyphosate, U= Glufosinate, B= Both

2011 Hybrid Corn Test Results: DeKalb Corn Following Corn (34,000) ppa

Company	Name	IST ¹	GT ²	HT ³	Relative Maturity	Yield bu/a	Moisture %	% Erect plants	2-yr Avg. bu/a
BECK	4613A4	H	C R L B		102	207	18.7	100	
BECK	4817HXR™	H	C R B		104	238	18.7	100	
BECK	5385A3	H	C R B		108	214	21.3	100	
CORNELIUS	C459SS	L	C R B		106	222	23.3	100	
CORNELIUS	C462-3000GT	L	C R B		105	215	19.2	100	210
CORNELIUS	C582VT3P	L	C R G		109	210	22.0	100	
CORNELIUS	C594VT3P	L	C R G		109	216	23.3	100	
CORNELIUS	C623VT3P	L	C R G		110	212	23.2	100	
CORNELIUS	C646VT3P	L	C R G		112	231	24.8	100	
CORNELIUS	C664-3111	L	C R L B		112	221	26.9	100	
CORNELIUS	C728VT3P	L	C R G		113	212	24.8	100	
FS SEED	FS 54VX1	L	C2 R2 L2 B		104	224	18.2	100	
FS SEED	FS 58MV4	L	C R L G		108	230	23.3	100	
G2 GENETICS	5H-1001TM	L	C B		110	213	23.4	100	
G2 GENETICS	5H-511TM	L	C B		111	201	22.5	99	
G2 GENETICS	5H-712TM	L	C B		112	183	28.8	100	187
MUNSON	6805VT3P	L	C R L G		108	209	23.8	100	
MUNSON	7322VT3P	L	C R L G		113	237	24.8	100	
MYCOGEN	2A695	L	C R B		110	224	26.3	100	
MYCOGEN	2H736	L	C R B		112	224	27.5	100	
MYCOGEN	2P616	L	C2 R2 B		107	220	22.0	100	
MYCOGEN	2V702	L	C2 R2 B		110	182	23.9	100	
MYCOGEN	2V715	L	C R B		111	177	24.8	100	
NUTECH SEED	5B-1003	L	C B		110	224	23.9	100	
NUTECH SEED	5N-1004	L	C R B		110	225	22.3	100	
PIONEER	P1184XR	H	C R B		111	220	23.0	100	
PIONEER	P1395XR	H	C R B		113	227	25.3	99	
	Average					215	23.3	100	199
	L.S.D 25% Level					18	1.2	0.4	
	CV (%)					9	5.2	0.4	

¹Insecticide Seed Treatment: L = Low rate, M = Medium rate, H = High rate

²Genetic Traits: C= Corn Borer, R= Root Worm, L= Other Lepidoptera, Number following the letter indicates how many traits are expressed

³Herbicide Traits: G= Glyphosate, U= Glufosinate, B= Both

2011 Hybrid Corn Test Results: Monmouth Corn Following Corn (34,000) ppa

Company	Name	IST ¹	GT ²	HT ³	Relative Maturity	Yield bu/a	Moisture %	% Erect plants	2-yr Avg. bu/a	3-yr Avg. bu/a
BECK	6175E3™	H	C R L B		112	231	21.8	100		
BECK	6626HXR™	H	C R B		114	235	26.2	100		
FS SEED	FS 60TV4	L	C R L G		110	230	20.7	100		
FS SEED	FS 62MV4	L	C R L G		112	234	20.7	100		
FS SEED	FS 64JV3	L	C R G		114	237	21.6	99	236	
G2 GENETICS	5H-013TM	L	C B		113	236	22.0	100		
G2 GENETICS	5H-712TM	L	C B		112	244	21.9	100		
G2 GENETICS	5X-1301TM	L	C R B		113	219	23.9	100		
G2 GENETICS	5X-812TM	L	C R B		112	221	24.1	100		
LEWIS	1009SS	M	C2 R2 L B		109	233	21.1	100		
LEWIS	1113SS	M	C2 R2 L B		113	235	22.7	100		
LEWIS	1211VT3P	M	C2 R L G		111	218	18.9	99		
LEWIS	1215VT3P	M	C2 R L G		115	233	23.3	100		
MUNSON	7251VT3P	L	C R L G		112	225	19.8	100		
MUNSON	7298-3000GT	L	C R L B		112	204	24.4	100	211	219
MUNSON	7322VT3P	L	C R L G		113	244	21.1	100	227	
MUNSON	7423VT3P	L	C R L G		114	248	22.0	99		
MUNSON	7584VT3P	L	C R L G		115	224	20.8	98	223	
NUTECH SEED	5V-514	L	C R L B		114	208	23.9	98		
NUTECH SEED	5V-813	L	C R L B		113	206	24.2	99		
PIONEER	P1184XR	H	C R B		111	231	21.2	100		
PIONEER	P1395XR	H	C R B		113	235	21.3	100	233	
POWER PLUS	5A45	M	C R B		110	220	21.7	100		
POWER PLUS	6A12	M	C R B		112	231	22.1	100		
	Average					228	22.1	100	226	
	L.S.D 25% Level					10	0.9	1		
	CV (%)					5	4.2	1		

¹Insecticide Seed Treatment: L = Low rate, M = Medium rate, H = High rate

²Genetic Traits: C= Corn Borer, R= Root Worm, L= Other Lepidoptera, Number following the letter indicates how many traits are

³Herbicide Traits: G= Glyphosate, U= Glufosinate, B= Both

2011 Hybrid Corn Test Results: Urbana Corn Following Corn (34,000) ppa

Company	Name	IST ¹	GT ²	HT ³	Relative Maturity	Yield bu/a	Moisture %	% Erect plants	2-yr Avg. bu/a
BECK	6175E3™	H	C R L B		112	131	16.7	100	
BECK	6626HXR™	H	C R	B	114	128	15.8	100	
FS SEED	FS 60TV4	L	C R L G		110	152	15.9	100	
FS SEED	FS 62MV4	L	C R L G		112	157	17.5	100	
FS SEED	FS 64JV3	L	C R	G	114	128	18.3	100	132
G2 GENETICS	5H-716TM	L	C	B	116	106	24.2	100	
G2 GENETICS	5H-717TM	L	C	B	117	77	21.8	100	
G2 GENETICS	5X-1301TM	L	C R	B	113	138	19.8	100	
HUBNER	H6555GENSS	M	C3 R2	G	111	127	17.6	100	
HUBNER	H6762GENSS	M	C3 R2	G	114	163	20.1	100	
PIONEER	P1184XR	H	C R	B	111	138	17.6	100	
PIONEER	P1395XR	H	C R	B	113	117	16.6	100	138
POWER PLUS	5A45	M	C R	B	110	130	17.8	100	
POWER PLUS	6A12	M	C R	B	112	157	16.6	100	
POWER PLUS	7A18	M	C R	B	114	150	19.3	100	
	Average					133	18.4	100	135
	L.S.D 25% Level					14	1.1	0.2	
	CV (%)					11	6.1	0.2	

¹Insecticide Seed Treatment: L = Low rate, M = Medium rate, H = High rate

²Genetic Traits: C= Corn Borer, R= Root Worm, L= Other Lepidoptera, Number following the letter indicates how many traits are expressed

³Herbicide Traits: G= Glyphosate, U= Glufosinate, B= Both