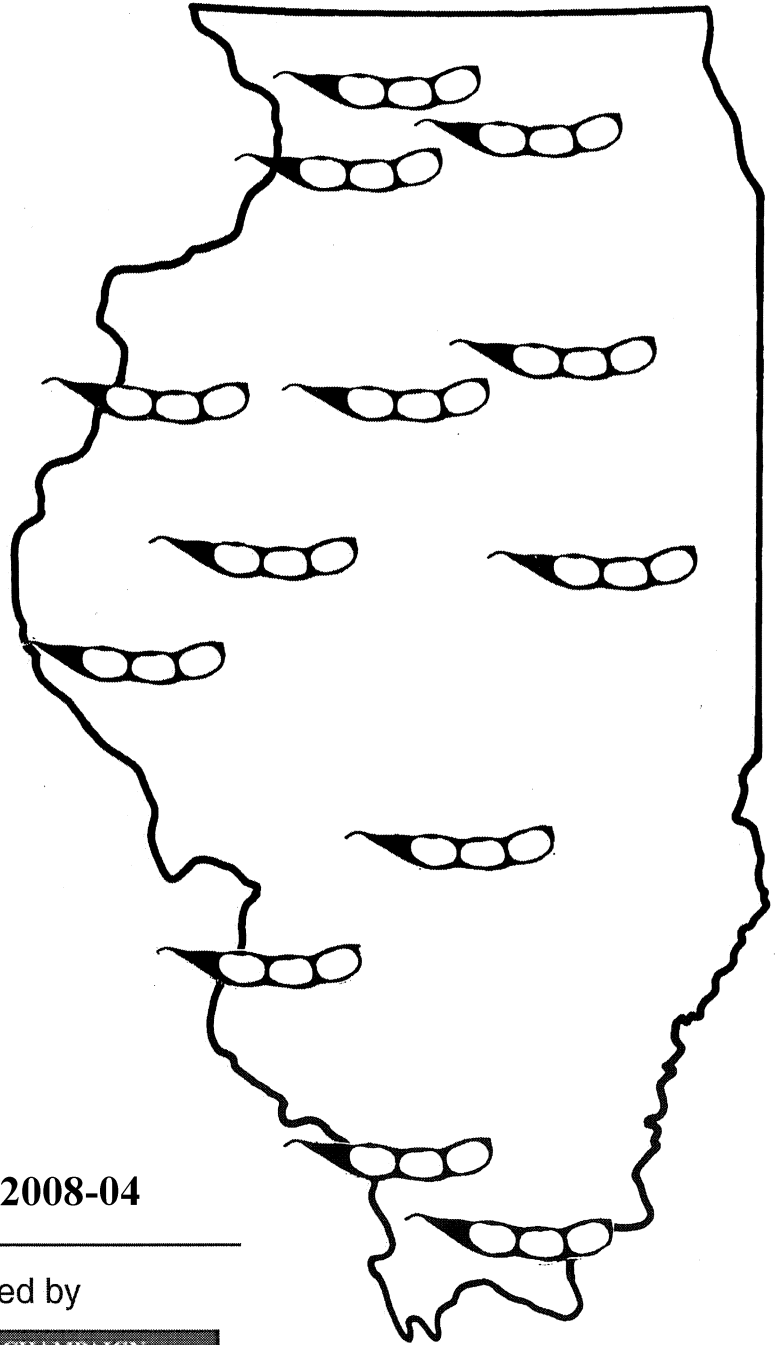



Soybean Variety Test Results in Illinois-2008



Crop Sciences Special Report 2008-04

Performance Information Provided by

UNIVERSITY OF ILLINOIS AT URBANA-CHAMPAIGN	
Department of Crop Sciences http://vt.cropsci.uiuc.edu/	
	College of Agricultural, Consumer and Environmental Sciences

CONTENTS

TEST PROGRAM.....	2
PERFORMANCE DATA.....	2
SUGGESTIONS FOR COMPARING ENTRIES.....	2
2008 TEST FIELDS.....	3
2008 GROWING SEASON RAINFALL.....	4
SOURCES OF SEED.....	5
2008 SOYBEAN VARIETIES.....	6
2008 SOYBEAN TEST RESULTS.....	10
Roundup Resistant Trials	
Region 1: Erie, Mt. Morris and DeKalb.....	10
Region 2: Monmouth, Goodfield and Dwight.....	12
Region 3: Perry, New Berlin and Urbana.....	15
Region 4: Belleville and St. Peter.....	19
Region 5: Elkville and Harrisburg.....	21
Urbana 7-inch Row Trial.....	24
Conventional Trials	
Region 1: Erie, Mt. Morris and DeKalb.....	25
Region 2: Monmouth, Goodfield and Dwight.....	25
Region 3: Perry, New Berlin and Urbana.....	26
Region 4: Belleville and St. Peter.....	26
Region 5: Elkville and Harrisburg.....	27
Urbana 7-inch Row Trial.....	28

Please visit our website for additional copies of these results
<http://vt.cropsci.uiuc.edu/>

This circular was prepared by R. W. Esgar, Agronomist; D. K. Joos, Research Specialist; B. R. Henry, Research Specialist; E. D. Nafziger, Extension Agronomist; and C. A. Smyth, Manager of System Services.

phone: 217-333-1194, fax: 217-244-5524, e-mail: resgar@uiuc.edu.

PERFORMANCE OF COMMERCIAL SOYBEANS IN ILLINOIS

THE UNIVERSITY OF ILLINOIS commercial soybean testing program was started in 1969 as a result of requests by seedsmen that their private varieties be tested. There were 66 conventional and 552 roundup resistant varieties from 62 seed companies tested in 2008. This total included 218 varieties entered as 'Producer Nominated' varieties, fees for the Producer Nominated varieties were paid by the Illinois Soybean Checkoff Board.

The purpose of this commercial soybean testing program is to provide unbiased, objective, and accurate testing of all varieties entered. The tests are conducted on as uniform a soil as is available in the testing area. Small plots are used to reduce the chance of soil and climatic variations occurring between one variety plot and another.

The results of these tests should help you judge the merits of varieties in comparison with other private and public varieties. Because your soils and management may differ from those of the test location, you may wish to plant variety strips of the higher-performing varieties on your farm. The results printed in this circular should help you decide which varieties to try.

TEST PROGRAM

Selection of entries. Seed companies in Illinois and surrounding states were invited to enter soybean varieties, brands, or blends in the 2008 Illinois soybean performance trials. Entrants were required to enter all nonirrigated, 30-inch-row-width trials on a regional basis. To finance the testing program, a fee of \$90 per location was charged for each variety entered by the seed company. Most of these varieties, brands, or blends are commercially available, but some experimental varieties were also entered. A total of 2,986 entries were tested in 2008.

Number and location of tests. In 2008, tests were conducted at 13 locations in the state (see map). These sites represent the major soils and maturity zones of the state.

Nonirrigated, 30-inch-row-width trials, conventional and roundup resistant, were conducted on a regional basis. The regions are as follows:

- Region 1 Erie, Mt. Morris and DeKalb
- Region 2 Monmouth, Goodfield and Dwight
- Region 3 Perry, New Berlin and Urbana
- Region 4 St. Peter and Belleville
- Region 5 Elkhart and Harrisburg

Seven-inch-row-width conventional and roundup resistant trials were conducted at Urbana.

Field plot design. Entries of each test were replicated three times in a randomized complete block or alpha lattice design. The 30-inch-row trial plots consisted of four rows, each 21 feet long. The center two rows of each plot were harvested to measure yield. The 7-inch-row trial plots consisted of eight rows, each 21 feet long. The center six rows were harvested to measure yield.

Fertility and weed control. All test locations were at a high level of fertility. Herbicides were used at all test locations for weed control. Weed control for the roundup resistant trials consisted of post-emergence application of Roundup following a pre-emergence foundation herbicide application. Plots were also weeded by hand if needed.

Method of planting and harvesting. The 30-inch-row variety trials were planted with a modified bean planter at 166,000ppa. A custom-built, cone type, narrow-row drill was used to plant the 7-inch trials at 215,000ppa. Harvesting was done with a small-plot combine. No allowances were made for soybeans that may have

been lost as a result of combining or shattering.

Soybean Cyst Nematode. Soil samples were taken from variety plots at each location in August and evaluated for cyst populations.

Threshold numbers of cysts per 100cc of soil are as follows:

Low	1-5
Medium	6-25
High	>25

PERFORMANCE DATA

Yield. Soybean yield was measured in bushels (60 pounds) per acre at a moisture content of 13 percent. An electronic moisture monitor was used on the combine for all moisture readings.

Maturity. Maturity was stated as the date when approximately 95 percent of the pods were ripe.

Lodging. The amount of lodging was rated at harvest time. The following scale was used:

- 1 - Almost all plants erect
- 2 - All plants leaning slightly or a few plants down
- 3 - All plants leaning moderately (45°), or 25 to 50 percent of the plants down
- 4 - All plants leaning considerably, or 50 to 80 percent of the plants down
- 5 - Almost all plants down

Height. Height was measured shortly before harvest as the average length of plants from the ground to the tip of the main stem.

Shattering. The percentage of open pods was estimated at harvest time. The following scale was used:

- 1 - No shattering
- 2 - 1 to 10% of pods open
- 3 - 10 to 25% of pods open
- 4 - 25 to 50% of pods open
- 5 - Over 50% of pods open

Shattering was not significant at any location.

SUGGESTIONS FOR COMPARING ENTRIES

It is impossible to obtain an exact measure of performance when conducting any test of plant material. Harvesting efficiency may vary, soils may not be uniform, and many other conditions may produce variability. Results of repeated tests are more reliable than those of a single year or a single-strip test. When one variety consistently out yields another at several test locations and over several years of testing, the chances are good that this difference is real and should be considered in selecting a variety. However, yield is not the only indicator. You should also consider maturity, lodging, plant height and shattering.

As an aid in comparing soybean varieties, brands, and blends within a single trial, certain statistical tests have been devised. One of these tests, the least significant difference (L.S.D.), when used in the manner suggested by Carner and Swanson¹ is quite simple to apply and is more appropriate than most other tests. When two varieties are compared and the difference between them is greater than the tabulated L.S.D. value, the varieties are judged to be "significantly different."

The L.S.D. is a number expressed in bushels per acre and

presented following the average yield for each location. An L.S.D. level of 25% is shown. Find the highest yielding soybean variety within the regional table or single location table of interest, subtract the 25% L.S.D. value from the highest yielding variety, every variety with a greater yield than the resulting number is 'statistically the same' as the highest yielding variety. Consider the merits of the varieties in this group when making varietal selections.

In a study of the frequencies of occurrence of three types of statistical errors and their relative seriousness, Carmer² found strong arguments for an optimal significance level in the range $\alpha = 0.20$ to 0.40 , where α is the Type I statistical error rate for comparisons between means that are really equal. Herein, a value of $\alpha = 0.25$ is used in computing the L.S.D. 25-percent level shown in the tables.

To make the best use of the information presented in this circular and to avoid any misunderstanding or misrepresentation of it, the reader should consider an additional caution about comparing varieties. Readers who compare varieties in different trials or row spacings should be extremely careful, because no statistical tests are presented for that purpose. Readers should note that the difference between a single varieties performance at one location or row spacing and its performance at another is caused primarily by environmental effects and random variability. Furthermore, the difference between the performance of variety A in one trial or row spacing and the performance of variety B in another trial or row spacing is the result not only of environmental effects and random variability, but of genetic effects as well.

¹Carmer, S.G. and M.R. Swanson. "An Evaluation of Ten Pairwise Multiple Comparison Procedures by Monte Carlo Methods." Journal of American Statistical Association 68:66-74. 1973.

²Carmer, S.G. "Optimal Significance Levels for Application of the Least Significant Difference in Crop Performance Trials." Crop Science 16:95-99, 1976.

2008 SOYBEAN LOCATIONS



2008 TEST FIELDS

Erie

Location: Slaymaker Farm, Whiteside county, west of Rock Falls, northwestern Illinois.

Soil Type: Beaucoup silty clay loam.

Cooperator: Robert Slaymaker.

Planting Date: May 8. Harvest Date: October 10.

Herbicide: Pre-Intro, FirstRate.

Post-CV-FirstRate, Select; RR-Roundup.

Insecticide: Mustang Max (aerial), Lorsban.(aerial)

Tillage: fall chisel, spring field cultivate.

S.C.N.: high.

Mt. Morris

Location: Nelson Farm, Ogle county, North of Mt. Morris, north central Illinois.

Cooperator: Rick Nelson.

Soil type: Muscatine silt loam.

Planting Date: May 9. Harvest Date: October 11.

Herbicide: Pre-Intro, FirstRate.

Post-CV-FirstRate, Select; RR-Roundup.

Tillage: fall chisel, spring field cultivate.

S.C.N.: medium.

DeKalb

Location: University of Illinois, Northern Illinois Agronomy Research Center, DeKalb County, southwest of DeKalb.

Soil type: Flanagan silt loam.

Cooperators: Lyle Paul, research director; Dave Lindgren, farm foreman.

Planting date: May 10.

Harvest dates: October 3,4 & 11.

Herbicide: Pre-Intro, FirstRate.

Post-CV-FirstRate, Select; RR-Roundup.

Insecticide: Mustang.

Tillage: fall plow, spring mulch finisher.

S.C.N.: medium.

Monmouth

Location: University of Illinois, Northwestern Illinois Agricultural Research and Demonstration Center, Warren County, northwest of Monmouth.

Soil type: Sable silty clay loam.

Cooperators: Eric Adee, agronomist; Martin Johnson, farm foreman.

Planting date: May 16.

Harvest dates: September 26 & October 10.

Herbicide: Pre-Intro, FirstRate. Post-CV-First Rate, Fusion;

RR-Roundup, Assure II.

Tillage: fall chisel, spring field cultivate.

S.C.N.: medium.

Goodfield

Location: Wurmnest Farm, Woodford county, north of Goodfield, central Illinois.
 Cooperator: Mike Wurmnest.
 Soil Type: Ipava silt loam.
 Planting date: May 17. Harvest dates: October 1 & 9.
 Herbicide: Pre-Intro, FirstRate. Post-CV-FirstRate, Select; RR-Roundup, Select.
 Insecticide: Leverage, Warrior.
 Tillage: fall chisel, spring soil finisher.
 S.C.N.: medium.

Dwight

Location: Grundy County, Hoffman Farm.
 Soil type: Reddick silty clay loam.
 Cooperator: Allen Hoffman.
 Planting date: May 19. Harvest dates: September 27 & Oct. 12.
 Herbicide: Pre-Intro, FirstRate. Post-CV-FirstRate, Select; RR-Roundup, Select.
 Tillage: fall deep rip, spring field cultivate.
 S.C.N.: medium.

Perry

Location: Pike County, Fencik Farm, west central Illinois.
 Soil type: Herrick silt loam
 Cooperator: Mike Vose, farm foreman.
 Planting date: May 17. Harvest dates: Sept. 25 & October 4 & 5.
 Herbicide: Pre-Intro, FirstRate.
 Post-CV-FirstRate, AssureII; RR-Roundup.
 Tillage: spring disk, Dyna drive.
 S.C.N.: low.

New Berlin

Location: Bennett Farm, Sangamon county, north of New Berlin, Central Illinois.
 Cooperator: Leahy Bennett.
 Soil type: Sable silty clay loam.
 Planting date: May 19. Harvest dates: Sept. 25 & October 6 & 14.
 Herbicide: Pre-Intro, FirstRate.
 Post-CV-FirstRate, Select; RR-Roundup.
 Tillage: fall V ripper, spring vertical finisher.
 S.C.N.: low.

Urbana

Location: University of Illinois, Crop Sciences Research & Education Center, Champaign County, east central Illinois.
 Soil type: Flanagan silt loam.
 Cooperators: Robert Dunker, Agronomist; Mike Kleiss, farm foreman.
 Planting dates: May 29, June 17 (replant 30" CV MG 2 & 3)
 Harvest dates: September 30, Oct. 12, 14 & 20.
 Herbicide: Pre-Intro, FirstRate.
 Post-CV-Basagran, Select; RR-Roundup.
 Tillage: fall chisel, spring soil finisher twice.
 S.C.N.: low.

St. Peter

Location: Magnus Farm, Fayette County, west of St. Peter, south central Illinois.
 Soil type: Hoyleton silt loam.
 Cooperator: Torrey Magnus.
 Planting date: June 19, Harvest: Oct. 13 & 19.
 Herbicide: Pre-Intro, FirstRate.
 Post-CV-Select, FirstRate; RR-Roundup.
 Tillage: spring disk twice, soil crumbler. S.C.N.: medium.

Belleville

Location: Southern Illinois University Research Center, east of Belleville, St. Clair County.
 Soil type: Ebbert silt loam.
 Cooperator: Ron Krausz, field manager.
 Planting date: June 12. Harvest date: October 18.
 Herbicide: Pre-Intro, FirstRate.
 Post-CV-Flexstar, Assure II; RR-Roundup.
 Tillage: spring disk, field cultivate, cultmulch.
 S.C.N.: high.

Elkville

Location: Funk farm, North of Carbondale, Jackson County, extreme southern Illinois.
 Soil type: Okaw silt loam.
 Cooperator: Trent Funk.
 Planting date: May 25.
 Harvest dates: October 4 & 13.
 Herbicide: Pre-Intro, FirstRate.
 Post-CV-FirstRate; RR-Roundup.
 Tillage: fall chisel, spring field cultivate, soil finisher.
 S.C.N.: medium.

Harrisburg

Location: Wintizer farm, Saline County, extreme southern Illinois.
 Soil type: Harco silt loam/Patton silty clay loam.
 Cooperator: Kevin Wintizer.
 Planting date: May 20.
 Harvest dates: September 24 & October 4 & 13.
 Herbicide: Pre-Touchdown, 2,4-D, Valor.
 Post-CV-FirstRate, Select; RR-Roundup.
 Tillage: fall chisel, spring field cultivate.
 S.C.N.: low.

GROWING SEASON RAINFALL, 2008

Location	May	June	July	Aug	Sept
Erie	7.00	6.90	3.20	1.20	9.30
Mt. Morris	3.50	5.75	5.40	3.00	6.00
DeKalb	4.96	3.88	6.96	1.63	11.5
Monmouth	4.48	8.19	3.22	2.83	9.47
Goodfield	3.40	3.20	2.60	2.00	10.8
Dwight	2.98	1.88	6.15	1.50	13.2
Perry	4.11	7.87	5.49	2.81	12.2
New Berlin	4.84	4.64	6.32	1.84	7.19
Urbana	6.25	6.46	8.45	0.65	8.13
St. Peter	9.71	4.74	4.80	2.16	3.42
Belleville	9.22	3.14	6.97	2.06	4.87
Elkville	5.94	1.58	4.79	1.67	2.32
Harrisburg	6.90	3.85	9.15	1.40	2.00

SOURCES OF SEED

AgAlumni, Ag Alumni Seed, 702 State Rd. 28 E, Romney IN 47981 (800-822-7134)
AgVenture, AgVenture D&M, PO Box 102, Kentland, IN 47951 (219-474-3339)
Arise, Brown Seed Enterprises, Inc. 289 Co. Rd. 550 N, Neoga, IL 62447 (217-895-2335)
Asgrow, Monsanto, 800 N Lindbergh Blvd. St. Louis, MO 63167 (800-335-2676)
Asoyia, Asoyia, Inc, 2730 Naples Ave SW #104, Iowa City, IA 52240 (319-339-4645)
Baker, Baker Seed Co., 610 W. Seminary St. West Salem, IL 62476 (618-456-8851)
Beck's, Beck's Superior Hybrids, 6767 E 276th St. Atlanta, IN 46031 (317-984-3508)
Bio Gene, Bio Gene Seeds, 5477 Tri-County Hwy. Sardinia, OH 45171 (888-862-3276)
Campbell, Campbell Seed Inc., 1375 N 800 W. Tipton, IN 46072 (800-788-5950)
Clarkson, Clarkson Grain Co., 320 East South St. Cerro Gordo, IL 61818 (800-252-1638)
Croplan, Croplan Genetics, P.O. Box 64281, St. Paul, MN 55164 (608-633-0857)
Crow's, Crow's Hybrid Corn Co., 612 E Dunlap St. Kentland, IN 47951 (800-331-7201)
Dairyland, Dairyland Seed Co. Inc., PO Box 958, West Bend, WI 53095 (800-236-0163)
DeKalb, Monsanto, 800 N Lindbergh Blvd. St. Louis, MO 63167 (800-335-2676)
Delta Grow, Delta Grow Seed, PO Box 219, England, AR 72046 (800-530-7933)
DeRaedt, DeRaedt Seed Corp., 10 N 971 Tower Rd. Hampshire, IL 60140 (847-514-8844)
Diener, Heritage-Diener, 371 N. Diener RD. Reynolds, IN 47980 (800-545-8611)
Dyna-Gro, UAP Dist., Inc, 1267 W Washington, Pittsfield, IL 62363 (217-285-4461)
Excel, Agrinetics Inc., 1764 Windward Ave., Naperville, IL 60563 (630-417-4265)
Excel, Excel Brand, 116 E State, Camp Point, IL 62320 (800-593-7708)
Excel, Coldwater Seed Farm, 26845 S Coldwater Rd, Elwood, IL 60421 (815-423-5357)
Excel, Hartke Seed Farms, 22679 Sunset Rd. Litchfield, IL 62056 (217-324-2680)
Excel, Miller Bros Farm & Fert., 2001 Niemannsville Trail, Walshville, IL 62091 (217-456-9311)
Fontanelle, Fontanelle Hybrids, 10981 8th St. Fontanelle, NE 68044-2505 (402-721-1410)
FS Hisoy, Growmark Inc., 1701 Towanda Ave, Bloomington, IL 61701 (888-222-4405)
G2 Genetics, G2 Genitics, 36131 Hwy 69, Forest City, IA 50436 (641-581-3350)
Great Heart, Great Heart Seed, 220 W Washington, Paris, IL 61944 (217-465-4132)
Helena, Helena Chemical Co., 11711 N Pennsylvania St. Carmel, IN 46032 (317-815-6370)
Hoblit, Hoblit Seed, 2189 1900 th Ave.- PO Box 487, Atlanta, IL 61723 (217-648-2392)
Hoffman, Hoffman Seed House, 200 E 4th St, Hoffman, IL 62250 (618-495-2617)
Horizon, Horizon Genetics, P.O. Box 31, Mason City, IL 62664 (217-482-3281)
Hubner, Hubner Seed, 10280 West SR 28, West Lebanon, IN 47991 (765-893-4428)
Hughes, Hughes Seed Farms, 206 N Hughes Rd, Woodstock, IL 60098 (815-338-2480)
iCorn, iCorn, 792 N. Peru St., Cicero, IN 46034 (800-240-0101)
Kaltenberg, Kaltenberg Seeds, 5506 State Rd 19, PO Box 278, Waunakee, WI 53597-0278 (608-849-5021)
Kitchen, Kitchen Seed Company Inc., PO Box 286, Arthur, IL 61911 (217-543-3476)
Kruger, Kruger Seeds Inc., PO Box A, Dike, IA 50624 (800-772-2721)
Latham, Latham Seed Company, 131 180th St. Alexander, IA 50420 (800-798-3258)
Lewis, Lewis Hybrids, Inc. PO Box 38 / 530 West Maple Ave. Ursa, IL 62376 (800-252-7851)
LG Seeds, LG Seeds, 22827 Shissler Rd. Elmwood, IL 61529 (800-752-6847)
Martin, Martin Seeds, 10045 W Second St. Williamsport, IN 47993 (765-986-2030)
Mavrick, Bo-Jac Seed Co./Mavrick Brand Soybeans, 245 1500th Avenue, Mt. Pulaski, IL 62548 (217-792-5001)
Merschman, Merschman Seeds, 103 Ave D, PO Box 67, West Point, IA 52656 (800-848-7333)
MW Premium Genetics, Midwest Premium Genetics, LLC, PO Box 688, 523 S Main St. Concordia, MO. 64020 (660-463-7333)
Midwest Seed Genetics, Midwest Seed Genetics, PO Box 518, Carroll, IA 51401 (800-369-8218)
Munson, Munson Hybrids, 1262 Knox Road 100 East Galesburg, IL 61401 (309-343-8410)
MWS, MWS Seeds LLC, 2737 N 700 E Rd. Ashkum, IL, 60911 (815-698-2204)
Mycogen, Mycogen Seeds, 9330 Zionsville Rd., Indianapolis, IN 46268 (800-692-6436)
NK Brand, Syngenta Seeds, Inc. 7500 Olson Memorial Highway, Golden Valley, MN 55427 (800-445-0956)
NU-AG, NU-AG, P.O. Box 345, Tuscola, IL 61953 (217-253-4066)
NuTech, NuTech Seed, LLC, 36131 Hwy 69, Forest City, IA 50436 (641-581-3350)
Pioneer, Pioneer Hi-Bred Int. Inc, 14171 Carole Dr, Bloomington, IL 61704 (309-821-9940)
Prairie Brand, Prairie Brand Seed, 15 X Avenue, Story City, IA 50248 (515-733-2101)
Prairie, Prairie Hybrids, 27445 Hurd Rd., Deer Grove, IL 61243 (815-438-7815)
Public Varieties, Illinois Foundation Seeds Inc., 1083 County Rd 900 N. Tolono, IL 61880 (217-485-6260)
Renk, Renk Seed, 6809 Wilburn Rd. Sun Prairie, WI 53590 (800-289-7365)
Roeschley, Roeschley Hybrids, 8222 E 1500 N Rd. Graymont, IL 61743 (815-743-5938)
Schillinger, Schillinger Seeds Inc., 4200 Corp Drive, Suite 106, West Des Moines, IA 50266 (515-225-1166)
Shepherd, Shepherd Seeds, 2636 E Staline Road, Beloit, WI 53511 (608-363-6552)
Southern Cross, Miles Farm Supply, LLC, PO Box 22879, Owensboro, KY 42304 (888-786-4537)
Southern States, Southern States Co-op, P.O. Box 26234, Richmond, VA 23260 (804-281-1203)
Steyer, Steyer Seeds LLC, 6154 N Co Rd 33, Tiffin, OH 44883 (800-231-4274)
Stine, Stine Seed Co., 22555 Laredo Trail, Adel, IA 50003 (515-677-2605)
Stone, Stone Seed Group, 5965 W State Rt 97, Pleasant Plains, IL 62677 (309-944-5131)
Sun Prairie, Champaign County Seed Co., 1676 County Rd. 2200 E. St. Joseph, IL 61873 (217-469-2351)
Trelay, Trelay Seed Co., 11623 Hwy 80, Livingston, WI 53554 (800-421-0397)
Trisler, Trisler Seeds, Inc. 3274 E 800 North Rd. Fairmount, IL 61841 (217-288-9301)
Vigoro, Crop Production Services, PO Box 1467, Galesburg, IL 61402 (309-342-4100 ext 18)
Wilken, Wilken Seed Grains, Inc. PO Box 770 14087 N 1800 East Road, Pontiac, IL 61764 (815-844-3458)
Willcross, NeCo Seed Farms, Inc. P.O. Box 379, Garden City, MO 64747 (816-862-8203)
Wycoff, Wycoff Hybrids Inc. 594 E 400 N, Valparaiso, IN 46383 (219-462-6716)

2008 Conventional Soybean Entries

Company-Brand	Variety*	**M	*** Regions Entered						****						
			1	2	3	4	5	6	SN	PR	IS	HC			
AG ALUMNI	CLOJ173-6-2	3.1						3				A	Rps3a	F	BL
AG ALUMNI	IN3C61Y	3.6						3				S	Rps3a	F	Y
ASOYIA	2677	2.6			2							S	NA	B	BL
ASOYIA	2897	2.8			2							S	NA	B	BL
ASOYIA	3005	3.0			2	3						S	NA	B	IB
ASOYIA	3106 SCN	3.1			2	3						A	NA	B	BL
ASOYIA	3208	3.2			2	3						S	NA	B	BL
ASOYIA	3517 SCN	3.5						3				A	NA	B	BL
ASOYIA	3867 SCN	3.8						3				A	NA	B	BL
BAKER	4285 N	4.2					4	5				A	XG1c	U	BL
DAIRYLAND	DSR-3590*	3.5			2							A	NG	U	Y
FS HISOY	HS 38C60*	3.8			2	3	4					A	Rps1c	B	BL
FS HISOY	HS 4426*	4.4						4				A	NG	B	BL
FS HISOY	HS C08-34	3.4			2	3						A	NG	B	BL
GREAT HEART	GT-391 C	3.9						4				A	NG	B	BL
GREAT HEART	GT-420 C	4.2						4				A	NG	B	BL
HOFFMAN	H 387	3.8						4	5			A	NG	B	BL
HOFFMAN	H 445 STS	4.4						4	5			A	Rps1k	B	BL
HORIZON	H 281	2.8			1	2	3			6		S	Rps1c	U	IB
HORIZON	H 291 N*	2.9			1	2	3			6		A	NG	U	IB
HORIZON	H 292	2.9			1	2	3			6		S	NG	U	BL
HORIZON	H 331 N	3.3			1	2	3			6		A	NG	U	BL
HORIZON	H 361 N*	3.6			1	2	3	4		6		A	NG	U	BR
HORIZON	H 381 N	3.8						3	4	6		A	Rps1c	U	BL
HUGHES	225+	2.2			1							R?	NG	B	G
MAVRICK	4343*	3.4						2	3			S	Rps1a	U	BL
NUTECH	NT-212 CN*	2.1			1	2	3			6		B	NG	B	BL
NUTECH	NT-236 SCN*	2.3			1	2	3			6		B	NG	B	BL
PRAIRIE BRAND	PB-226 N*	2.2			1							B	NG	B	BR
PRAIRIE BRAND	PB-253 N*	2.5			1	2						B	NG	U	BL
PRAIRIE HYBRIDS	IP 2200	2.2			1							S	NG	U	BL
PRAIRIE HYBRIDS	IP 2402	2.4			1							?	?	U	Y
PRAIRIE HYBRIDS	IP 2902 N	3.2			1	2						A	NG	U	Y

2008 Conventional Soybean Entries

Company-Brand	Variety*	**M	*** Regions Entered						****												
			1	2	3	4	5	6	SN	PR	IS	HC									
PRAIRIE HYBRIDS	IP 2991 N*	2.9			1	2	3					A	Rps1a	U	BL						
PUBLIC	DWIGHT*	2.9			1	2	3					A	NG	U	BL						
PUBLIC	INA*	4.5										4	5		6	AC	NG	U	BU		
PUBLIC	JACK*	2.9			1	2	3					A	NG	U	Y						
PUBLIC	LD 00-2817 P*	4.3										4	5		6	AC	NG	U	IB		
PUBLIC	LD 00-3309*	4.0										3	4	5	6	A	NG	U	BL		
PUBLIC	LD 01-5907*	3.9										2	3	4	5	6	C	NG	U	BU	
PUBLIC	LD 01-7323*	2.7			1	2	3					6				A	NG	U	Y		
PUBLIC	LD 02-4485*	2.5			1	2	3					6				A	NG	U	BU		
PUBLIC	LD 02-5124 W*	3.5										2	3	4	5	6	A	R?	U	BL	
PUBLIC	LD 02-7222 P*	4.0										3	4	5	6	A	NG	U	IB		
PUBLIC	LD 05-16657*	2.8			1	2	3					6				A	R?	U	BL		
PUBLIC	MACON*	3.9										2	3	4	5	6	S	NG	U	BL	
PUBLIC	MAVERICK*	3.8										2	3	4	5	6	A	Rps1k	U	BU	
PUBLIC	WILLIAMS 82*	3.8										2	3	4	5	6	S	R?	U	IB	
ROESCHLEY	3469	3.4										2				A	NG	U	BR		
ROESCHLEY	4229 C*	2.9									1					A	NG	U	IB		
SCHILLINGER	348.TC	3.4										2	3	4		A	NG	F	BL		
SCHILLINGER	388.TC	3.8										3				A	NG	F	IB		
SCHILLINGER	435.TC	4.3													4	5	A	NG	F	BL	
SCHILLINGER	447.TC	4.4													4		A	NG	F	BL	
SCHILLINGER	477.TCS	4.7														5	A	NG	U	BL	
SOUTHERN CROSS	BENJAMIN N	4.3														4	5	A	Rps1c	U	BL
SOUTHERN CROSS	HOSHEA N	3.7														4	5	A	Rps1c	U	IB
STEYER	383	3.8														4	5	A	NG	U	BL
STEYER	401	4.0														4	5	A	Rps1c	U	BL
STINE	3300-0*	3.3										2	3			S	NG	U	BL		
WILKEN	W 2338 N	2.3										2				A	Rps1c	B	BL		
WILKEN	W 2661 N*	2.6										2				A	Rps1k	B	BL		
WILKEN	W 2694 N	2.9										2				A	Rps1k	B	IB		
WILKEN	W 3316 N	3.1										2				A	Rps1c	B	Y		
WILKEN	W 3318 N	3.1										2				A	Rps1c	B	BU		
WILKEN	W 3490 N	3.9													3		A	Rps1c	B	BL	

* Producer Nominated Variety

** Maturity Group

*** 1 = Region 1: Erie, Mt. Morris & DeKalb
 2 = Region 2: Monmouth, Goodfield & Dwight
 3 = Region 3: Perry, New Berlin & Urbana
 4 = Region 4: Belleville & St. Peter
 5 = Region 5: Harrisburg & Elkhville
 6 = Urbana 7" Row

**** SN- Source of Soybean cyst Nematode Resistance

A = PI 88788, B = PI 548402 (Peking), C = PI 437654 (Hartwig), S = Susceptible,
 X = cystx®, D = PU-SCN 14, R? = resistant, source unknown.

IST = Insecticide Seed Treatment

U = Untreated, F = Fungicide, B = Insecticide+Fungicide

PRR = Phytophthora Root Rot

Rps1* = resistance to specified race, NG = No Gene, ? = unknown

HC = Hilum Color

Bl- black, IB- imperfect black, BU- buff, BR- Brown, Y- Yellow, G- Gray, M- Mixed

2008 Roundup Resistant Soybean Entries

Table with columns: Company-Brand, Variety*, **M, *** Regions Entered (1-6), SN, PRR, IST, HC. Lists entries for PIONEER, PRAIRIE BRAND, PUBLIC, RENK, ROESCHLEY, SCHILLINGER, SHEPHERD, SOUTHERN CROSS, STEYER, and STINE.

2008 Roundup Resistant Soybean Entries

Table with columns: Company-Brand, Variety*, **M, *** Regions Entered (1-6), SN, PRR, IST, HC. Lists entries for STONE SEED GROUP and VIGORO.

* Producer Nominated Variety
** Maturity Group
*** 1 = Region 1: Erie, Mt. Morris & DeKalb
2 = Region 2: Monmouth, Goodfield & Dwight
3 = Region 3: Perry, New Berlin & Urbana
4 = Region 4: Belleville & St. Peter
5 = Region 5: Harrisburg & Elkhville
6 = Urbana 7* Row
**** SN- Source of Soybean cyst Nematode Resistance
A = PI 88788, B = PI 548402 (Peking), C = PI 437654 (Hartwig), S = Susceptible,
X = cystx®, D = PU-SCN 14, R? = resistant, source unknown.
IST = Insecticide Seed Treatment
U = Untreated, F= Fungicide, B= Insecticide+Fungicide
PRR = Phytophthora Root Rot
Rps1* = resistance gene, seg1* = segregating for specified gene, NG= No Gene, ? = unknown
HC = Hilum Color
BL- black, IB- imperfect black, BU- buff, BR- Brown, Y- Yellow, G- Gray, M- Mixed

2008 Soybean Test Results
Region 1: Roundup Resistant (30-inch row spacing)

COMPANY	*Producer Nominated VARIETY*	IST ¹	Regional Results				Erie Yield bu/a	Mt. Morris Yield bu/a	DeKalb Yield bu/a	2 yr Avg Yield bu/a	3 yr Avg Yield bu/a
			Yield bu/a	Maturity Date	Lodging	Height in					
MATURITY GROUP 2											
AGVENTURE	28G9 NRR*	U	61.5	9/22	2.6	33	63.6	62.4	58.5		
AGVENTURE	29G9 NRR*	U	63.6	9/28	2.8	34	66.7	61.8	62.2		
ASGROW	AG 2606	U	62.9	9/22	2.6	35	63.6	63.4	61.8	65.3	
ASGROW	AG 2906	U	61.0	9/26	2.9	35	63.5	63.4	56.2	63.5	
ASGROW	DKB 27-52	U	65.5	9/22	2.1	33	68.6	63.6	64.1		
BECK	257 NRR*	F	61.3	9/21	2.6	34	61.8	63.7	58.4		
BECK	274 NRR*	B	61.4	9/24	3.1	36	62.7	60.0	61.5		
BECK	296 NRR	B	61.3	9/24	2.4	36	59.7	63.2	61.0		
CROPLAN	RC 2517*	F	64.1	9/20	2.1	33	64.6	64.4	63.3		
CROPLAN	RC 2867*	F	60.4	9/24	3.1	34	63.1	61.1	57.0		
CROW'S	C 2417 R*	U	62.3	9/20	2.6	34	64.4	62.4	59.9		
CROW'S	C 2515 R*	U	63.4	9/21	2.2	30	65.8	64.7	59.7		
CROW'S	C 2718 R*	U	63.3	9/23	3.2	40	68.9	63.4	57.4		
CROW'S	C 2918 R*	U	64.5	9/29	2.7	34	65.5	61.1	67.0		
DAIRYLAND	DSR-2200 RR	U	63.0	9/21	2.4	34	66.2	62.9	59.9	64.0	
DAIRYLAND	DSR-2300 RR	U	62.0	9/20	2.2	33	62.9	62.7	60.3	65.6	
DAIRYLAND	DSR-2600 RR	U	60.6	9/25	2.5	31	65.3	59.9	56.7	63.8	
DAIRYLAND	DSR-2770 RR	U	61.1	9/26	2.8	34	64.6	61.8	57.0	63.4	
DAIRYLAND	DSR-2929 RR*	U	64.8	9/27	2.9	36	70.2	62.9	61.4	68.2	
DAIRYLAND	DST 24-004 RR	U	62.5	9/20	2.5	32	63.5	63.3	60.8	66.6	
DAIRYLAND	DST 25-002 RR	U	65.6	9/21	2.9	34	66.2	67.2	63.3		
DERAEDT	2323 RR	F	62.8	9/21	2.4	33	62.1	67.2	59.2		
DERAEDT	2788 RR	U	61.8	9/26	1.9	34	66.8	64.5	54.0	65.3	
DIENER	2915 CR*	U	65.5	9/27	2.7	34	66.7	63.4	66.2		
DYNA-GRO	34Y25	B	63.1	9/21	2.2	31	65.1	62.3	61.9		
DYNA-GRO	38G23	B	63.4	9/20	1.9	32	68.3	62.5	59.6		
DYNA-GRO	39R29	B	62.3	9/26	2.6	33	61.5	61.1	64.3		
EXCEL	8203 HPRR*	U	55.8	9/19	2.2	31	57.7	52.4	57.3		
EXCEL	8216 NRR	U	60.8	9/20	2.6	35	64.5	60.6	57.3		
EXCEL	8238 RR	U	61.8	9/21	2.3	33	63.9	60.0	61.4		
EXCEL	8250 NApRR	U	63.4	9/22	2.4	33	65.3	63.1	61.8		
EXCEL	8273 RR	U	61.1	9/28	2.8	33	66.9	63.0	53.3		
EXCEL	8288 NNRR*	U	64.7	9/28	2.9	37	65.9	62.8	65.3	66.2	
FONTANELLE	8665 NRR*	U	67.0	9/22	2.4	34	69.2	64.1	67.7	65.8	
FONTANELLE	8749 NRR*	U	59.0	9/18	1.7	29	61.5	57.7	57.8		
FONTANELLE	8777 NRR*	U	63.6	9/24	2.8	34	62.0	64.3	64.4		
FS HISOY	HS 22R70*	B	61.9	9/19	1.9	33	64.5	61.9	59.4		
FS HISOY	HS 2766	B	63.7	9/23	3.2	40	67.7	64.5	59.0	65.3	
FS HISOY	HS 28R72	B	60.8	9/25	2.6	36	59.1	63.5	59.9		
FS HISOY	HS 29R72	B	60.4	9/24	3.0	34	61.0	61.0	59.2	62.2	
FS HISOY	R 08-26	B	61.8	9/22	2.0	33	66.0	61.8	57.4		
FS HISOY	R 08-27	B	65.3	9/28	2.8	36	67.9	60.9	67.2		
G2 GENETICS	7255	B	67.0	9/22	2.4	36	67.2	68.1	65.8		
G2 GENETICS	7288	B	65.9	9/26	3.1	36	65.2	67.0	65.4		
G2 GENETICS	7291	B	63.3	9/27	2.6	35	68.0	63.0	59.0		
HORIZON	H 296 N*	U	59.6	9/27	2.9	35	63.1	56.5	59.3	63.3	
HUGHES	327 RR	B	63.9	9/20	2.3	34	64.9	64.1	62.7		
HUGHES	555 RR	B	66.5	9/21	2.2	33	67.3	65.5	66.7	67.2	
HUGHES	668 RR	B	62.5	9/22	2.8	35	61.9	62.1	63.5		
HUGHES	777 RR	B	67.3	9/22	2.7	35	64.1	67.8	70.1		
HUGHES	796 RR	B	65.7	9/28	3.2	35	65.8	64.2	66.9	68.2	
ICORN	2.850	U	62.6	9/21	2.5	33	64.3	61.9	61.5	66.9	
ICORN	2.950	U	60.8	9/24	3.0	33	62.9	59.0	60.5		
KALTENBERG	KB 2309 RR	F	58.2	9/18	1.8	31	63.8	57.0	53.9		
KALTENBERG	KB 249 RR	F	64.8	9/20	2.5	34	67.5	63.5	63.3	66.0	
KALTENBERG	KB 2609 RR	F	63.9	9/23	2.6	36	64.6	61.1	65.9		
KALTENBERG	KB 278 RR	F	59.8	9/23	3.0	35	63.3	58.7	57.5	62.0	
KRUGER	K-170 RRSCN	U	62.9	9/17	2.2	29	65.8	62.0	60.9		
KRUGER	K-189 RRSCN	U	61.8	9/16	1.7	29	64.8	64.2	56.3		
KRUGER	K-201 RRSCN	U	61.6	9/18	2.1	31	61.9	60.8	62.0	64.1	
KRUGER	K-204 RRSCN	U	61.9	9/18	1.7	30	65.9	62.0	58.0	64.0	
KRUGER	K-220 RRSCNLINO	U	60.9	9/20	1.8	31	61.9	58.6	62.2		
KRUGER	K-228 RRSCN	U	61.0	9/18	2.0	30	61.0	62.1	59.9	63.0	
KRUGER	K-239 RR	U	62.2	9/21	2.4	33	66.6	61.0	58.9	64.8	
KRUGER	K-245 RRSCNLINO	U	61.0	9/21	2.2	33	61.1	61.5	60.5		
KRUGER	K-248 RRSCN	U	60.5	9/21	2.5	32	61.6	59.5	60.2	61.2	
KRUGER	K-249 RRSCN	U	64.3	9/20	2.3	33	64.2	64.9	63.8		
KRUGER	K-251 RRSCN	U	63.8	9/21	2.4	31	64.7	61.7	64.9	65.4	
KRUGER	K-256 RR	U	58.4	9/21	2.7	34	61.9	56.7	56.6		
KRUGER	K-263 RRSCNLINO	U	61.4	9/20	3.0	35	62.5	63.6	58.0		
KRUGER	K-271 RR	U	61.3	9/24	3.0	34	65.3	59.2	59.4	62.9	
KRUGER	K-272 RRSCNLINO	U	58.0	9/24	2.4	31	59.5	57.4	57.1		
KRUGER	K-274 RRSCN	U	61.5	9/22	2.7	33	62.7	60.9	61.0	66.5	
KRUGER	K-275 RRSCN	F	62.7	9/24	3.4	40	67.5	62.0	58.8	65.5	
KRUGER	K-285 RRSCN	U	61.0	9/26	3.1	35	61.9	59.7	61.3	62.3	
KRUGER	K-297 RRSCN	U	64.1	9/27	2.5	34	66.2	62.0	64.1	63.4	
LATHAM	L 2620 RX*	B	59.9	9/25	2.7	36	56.9	59.3	63.4		

**2008 Soybean Test Results
Region 1: Roundup Resistant (30-inch row spacing)**

COMPANY	*Producer Nominated VARIETY*	IST ¹	Regional Results				Erie	Mt. Morris	DeKalb	2 yr	3 yr
			Yield bu/a	Maturity Date	Lodging	Height in	Yield bu/a	Yield bu/a	Yield bu/a	Avg Yield bu/a	Avg Yield bu/a
MATURITY GROUP 2											
LG SEEDS	C 2568 NRR	F	61.6	9/21	2.1	32	63.0	64.2	57.5		
MAVRICK	5284 RR*	U	59.0	9/27	2.7	34	59.4	57.3	60.5		
MAVRICK	7270 RR*	U	60.9	9/28	3.1	34	61.9	58.3	62.4		
MERSCHMAN	APACHE 925 RR	B	63.9	9/22	2.1	32	62.6	65.8	63.4		
MERSCHMAN	CHEROKEE 729 RR*	B	61.6	9/24	2.4	34	62.6	61.8	60.5	64.0	
MERSCHMAN	SHAWNEE 928 RR	B	62.5	9/27	2.8	36	61.2	63.5	62.7		
MIDWEST SEED GEN	GR 2531*	U	62.9	9/20	2.3	31	63.8	62.9	62.0		
MIDWEST SEED GEN	GR 2731*	U	64.6	9/23	3.2	38	69.0	63.2	61.6		
MIDWEST SEED GEN	GR 2751*	U	58.5	9/23	2.7	34	64.8	57.9	52.8		
MIDWEST SEED GEN	GR 2934*	U	64.9	9/26	2.3	33	65.3	65.3	64.2		
MWS	2641 XCRR*	U	56.6	9/25	2.9	36	56.7	55.7	57.4		
NK BRAND	S 20-P3	B	62.8	9/18	2.5	32	63.9	63.5	60.9		
NK BRAND	S 21-N6	B	62.8	9/18	2.0	28	63.5	64.0	60.7	65.4	
NK BRAND	S 24-J1	B	63.8	9/20	2.2	30	63.8	67.5	60.2	65.9	
NK BRAND	S 27-C4*	B	63.9	9/27	2.6	32	67.6	61.0	63.0		
NK BRAND	S 27-L4*	B	63.7	9/22	2.0	33	68.0	63.5	59.5	63.9	
NK BRAND	S 28-B4*	B	62.4	9/21	2.3	33	61.5	64.8	60.8	65.8	
NK BRAND	S 29-J6*	B	64.1	9/27	2.9	38	65.8	62.1	64.6	65.7	
NK BRAND	XR 2686*	B	59.6	9/21	2.8	33	59.8	58.3	60.6	63.9	
NUTECH	7274	B	66.8	9/19	2.2	34	67.8	69.2	63.3		
NUTECH	7277	B	66.7	9/23	3.3	39	67.9	67.7	64.6		
NUTECH	7297	B	65.2	9/28	3.1	36	65.8	63.3	66.6		
NUTECH	NT-2220 RR	B	64.1	9/22	2.3	32	65.7	64.3	62.3	67.3	
NUTECH	NT-2324+RRSCN	B	68.3	9/20	1.9	31	69.0	68.9	67.1	67.7	
PIONEER	92M54*	B	67.7	9/20	2.3	33	69.2	67.2	66.7	69.0	
PIONEER	92Y30	B	66.1	9/18	2.2	33	67.2	65.6	65.6		
PIONEER	92Y80*	B	66.9	9/26	2.9	37	68.5	64.3	68.0		
PRAIRIE BRAND	PB-2207 NRR	B	65.2	9/18	2.1	33	66.8	65.7	63.0		
PRAIRIE BRAND	PB-2347 NRR*	B	61.3	9/18	1.8	31	62.2	59.7	62.1		
PRAIRIE BRAND	PB-2443 RR*	B	62.2	9/21	2.5	31	66.4	59.5	60.8		
PRAIRIE BRAND	PB-2558 NRR	B	68.4	9/20	2.4	33	68.9	69.9	66.4		
PRAIRIE BRAND	PB-2698 NRR	B	63.0	9/22	2.3	33	64.1	66.2	58.8		
PRAIRIE BRAND	PB-2907 NRR*	B	64.7	9/27	2.8	35	67.5	62.9	63.8		
PUBLIC	LD 06-50113 R*	U	59.0	9/21	2.1	30	64.6	55.7	56.8		
PUBLIC	LD 06-50122 R*	U	57.1	9/19	2.7	29	59.4	51.8	60.0		
RENK	RS 239 RR	U	60.3	9/20	2.1	32	64.0	63.0	53.9		
RENK	RS 247 NRR	F	65.0	9/18	1.7	30	68.4	63.5	63.0	66.0	
RENK	RS 259 NRR	U	65.9	9/20	2.2	32	68.1	64.6	64.9		
RENK	RS 265 RR	F	62.2	9/19	2.9	35	63.1	64.8	58.6	66.1	
RENK	RS 277 NRR	F	62.8	9/26	1.8	33	69.3	64.6	54.5	64.1	
ROESCHLEY	2575 CRR	U	64.8	9/21	2.3	32	64.3	65.9	64.3		
ROESCHLEY	2860 CRR*	U	60.9	9/27	3.2	35	61.4	58.2	63.1	63.4	
ROESCHLEY	2960 CRR*	U	62.0	9/29	2.9	37	67.1	57.4	61.6		
ROESCHLEY	2972 CRR*	U	61.6	9/26	3.0	35	66.2	58.7	59.7		
SHEPHERD	SB 195 CNRR*	U	58.3	9/20	2.2	33	60.7	58.9	55.3	61.8	
STEYER	2550 RR	U	62.2	9/20	2.4	31	63.4	59.7	63.6	60.3	
STEYER	2960 RR	U	63.8	9/26	2.7	35	68.7	59.7	62.8	64.3	
STINE	2862-4	U	62.5	9/28	2.5	35	63.4	60.4	63.8	62.4	
STONE SEED GROUP	3A259 NRR	B	68.9	9/20	2.2	33	68.0	68.9	69.9		
STONE SEED GROUP	3A278 NRR*	B	64.9	9/21	2.9	34	65.7	65.5	63.5		
STONE SEED GROUP	3A288 NRR*	B	63.5	9/26	3.1	36	63.9	63.7	62.7		
STONE SEED GROUP	3A298 NRR*	B	63.4	9/28	3.1	34	64.5	59.6	66.0		
TRELAY	2252	B	65.9	9/20	2.2	33	67.6	66.3	63.8		
TRELAY	2299	B	63.9	9/26	2.5	34	61.9	63.7	65.9	62.9	
VIGORO	V 25N9 RR	F	66.9	9/20	2.4	34	69.8	67.6	63.4		
VIGORO	V 28N9 RR	F	59.2	9/23	2.5	37	58.7	58.8	59.9		
VIGORO	V 29N8 RR	F	63.3	9/27	2.6	34	61.4	62.1	66.4		
WILLCROSS	RR 2239 N	T	61.5	9/18	2.1	30	60.8	62.7	61.0		
WILLCROSS	RR 2298 N	T	63.0	9/26	2.6	33	65.3	62.2	61.5		
	AVERAGE		62.8	9/23	2.5	34	64.5	62.4	61.4	64.8	
	L.S.D. 25% LEVEL		2.4		0.2	1	2.5	2.8	3.3		
	COEFF. OF VAR. (%)		6.9		17.8	7	4.1	4.8	5.6		
MATURITY GROUP 3											
AGVENTURE	33G3 NRR*	U	58.5	10/1	3.0	33	60.7	58.0	56.7		
ASGROW	AG 3203	U	63.8	10/2	2.5	35	64.5	63.5	63.4	65.7	
ASGROW	AG 3402	U	62.7	10/4	3.4	38	65.7	59.5	63.0		
BECK	307 NRR	F	61.6	10/2	3.1	35	63.8	60.2	60.7		
CROPLAN	RC 3377*	F	60.2	10/2	2.8	36	64.4	53.0	63.1		
DAIRYLAND	DSR-3003 RRSTS*	U	63.5	9/28	2.9	35	62.3	66.0	62.0	68.9	
DAIRYLAND	DSR-3130 RR	U	61.2	10/1	2.9	34	61.3	62.9	59.4	64.8	
DAIRYLAND	DSR-3265 RR	U	60.1	10/2	3.2	36	62.8	60.8	56.8	62.8	
DIENER	3120 CR*	U	60.4	10/2	2.9	35	64.1	58.5	58.6		
FS HISOY	HS 30R72	B	63.1	9/29	2.7	34	64.4	62.5	62.4	63.4	
FS HISOY	R 08-31	B	63.9	9/30	3.2	35	68.1	59.5	64.1		
HORIZON	H 303 N*	U	60.1	10/2	2.8	35	63.0	57.0	60.3	63.8	

**2008 Soybean Test Results
Region 1: Roundup Resistant (30-inch row spacing)**

COMPANY	*Producer Nominated VARIETY*	IST ¹	Regional Results				Erie Yield bu/a	Mt. Morris Yield bu/a	DeKalb Yield bu/a	2 yr Avg Yield bu/a	3 yr Avg Yield bu/a
			Yield bu/a	Maturity Date	Lodging	Height in					
MATURITY GROUP 3											
HORIZON	H 323 N	U	62.5	9/30	2.9	34	64.3	60.6	62.5		
HORIZON	H 340 N*	U	61.1	10/5	2.5	37	63.7	61.3	58.4	62.0	
ICORN	3.150	U	59.7	10/1	3.2	36	63.4	58.1	57.7		
ICORN	3.450	F	62.6	10/4	2.6	37	62.9	62.3	62.6		
KALTENBERG	KB 308 RR	F	62.2	9/27	2.1	33	63.6	63.8	59.2		
KRUGER	K-316 RRSCN	U	62.9	9/29	2.2	33	69.0	61.3	58.3	67.3	
KRUGER	K-329 RRSCN	U	63.7	9/30	3.1	36	64.7	64.0	62.4		
NK BRAND	S 30-F5*	U	64.1	9/30	3.1	37	66.8	65.0	60.5		
NK BRAND	S 32-E2*	B	65.1	9/30	3.3	36	66.0	66.1	63.2	65.1	
PIONEER	93M42*	B	63.8	10/2	2.7	39	65.2	63.7	62.4	66.2	
PIONEER	93M61*	B	61.7	10/1	2.6	37	61.4	61.3	62.6		
PIONEER	93Y02	B	65.2	9/28	2.4	34	68.2	63.9	63.4		
PIONEER	93Y11*	B	63.0	10/1	2.4	37	63.3	61.7	63.9		
PRAIRIE BRAND	PB-2956 NRR*	B	62.5	9/29	2.3	34	62.4	65.4	59.5		
STINE	3128-4	U	62.8	9/28	2.2	35	68.0	62.9	57.6	64.7	
TRELAY	2311	B	65.7	10/3	3.2	36	67.8	63.5	65.9		
VIGORO	V 31N9 RR	F	63.6	9/29	3.0	34	64.4	60.6	65.8		
	AVERAGE		62.4	10/1	2.8	35	64.4	61.6	61.2	65.2	
	L.S.D. 25% LEVEL		2.2		0.2	1	5.0	2.9	3.1		
	COEFF. OF VAR. (%)		6.4		16.4	6	4.7	5.0	5.3		

1IST= Insecticide Seed Treatment: U= Untreated, F= Fungicide, I= Insecticide, B= Insecticide+Fungicide, T= Treatment Unknown

**2008 Soybean Test Results
Region 2: Roundup Resistant (30-inch row spacing)**

COMPANY	*Producer Nominated VARIETY*	IST ¹	Regional Results				Monmouth Yield bu/a	Goodfield Yield bu/a	Dwight Yield bu/a	2 yr Avg Yield bu/a	3 yr Avg Yield bu/a
			Yield bu/a	Maturity Date	Lodging	Height in					
MATURITY GROUP 2											
AGVENTURE	28G9 NRR*	U	66.4	9/22	2.5	37	69.3	66.7	63.4		
AGVENTURE	29G9 NRR*	U	71.7	9/27	2.8	39	74.3	74.1	66.6		
ASGROW	AG 2906	U	63.4	9/25	2.5	36	66.7	65.2	58.2	59.8	
BECK	257 NRR*	F	66.0	9/21	2.5	37	71.4	66.0	60.7		
BECK	274 NRR*	B	65.3	9/23	2.7	40	69.5	65.3	61.1	62.6	
CROW'S	C 2718 R*	U	65.2	9/22	3.0	43	60.1	69.7	65.7		
CROW'S	C 2918 R*	U	69.2	9/25	2.5	36	71.8	70.5	65.2		
DAIRYLAND	DSR-2600 RR	U	64.0	9/21	2.1	34	65.5	64.0	62.6	62.4	
DAIRYLAND	DSR-2770 RR	U	67.8	9/24	2.6	37	69.4	69.0	64.9	64.4	
DAIRYLAND	DSR-2850 RRSTSHP*	U	62.2	9/26	2.8	40	64.1	62.0	60.4	55.9	
DAIRYLAND	DSR-2929 RR*	U	68.3	9/26	2.8	38	66.6	71.2	67.1	65.5	
DIENER	2915 CR*	U	68.8	9/25	2.4	38	67.9	71.4	67.3	63.5	
DYNA-GRO	39R29	B	72.4	9/26	2.7	37	73.9	75.1	68.0		
EXCEL	8203 HPRR*	U	61.2	9/12	2.0	32	67.7	59.1	56.7		
FS HISOY	HS 28R72	B	68.3	9/24	2.6	41	74.0	67.2	63.6		
FS HISOY	HS 29R72	B	63.9	9/24	2.6	38	63.6	66.0	62.2		
FS HISOY	R 08-27	B	71.9	9/27	2.8	37	75.6	73.4	66.9		
HORIZON	H 296 N*	U	69.3	9/27	3.0	38	69.8	71.7	66.3	67.2	
KRUGER	K-248 RRSCN	U	66.7	9/21	2.0	35	68.6	65.0	66.3	60.3	
KRUGER	K-274 RRSCN	U	62.0	9/23	2.8	38	65.8	62.6	57.6	63.0	
KRUGER	K-275 RRSCN	F	67.2	9/24	2.9	44	67.5	68.8	65.4	63.9	
KRUGER	K-285 RRSCN	U	69.0	9/26	2.8	37	71.0	70.2	65.6		
KRUGER	K-294 RRSCN	U	69.5	9/24	2.7	40	72.2	72.5	63.9	60.8	
KRUGER	K-297 RRSCN	U	71.0	9/26	2.6	37	73.7	71.9	67.3	65.2	
LATHAM	L 2620 RX*	B	62.7	9/24	2.4	39	63.5	63.3	61.3		
LEWIS	2908	F	72.3	9/26	2.7	36	74.9	73.1	68.9	66.2	
MAVRICK	5284 RR*	U	65.5	9/25	2.7	37	71.1	65.3	60.1	59.1	
MAVRICK	7270 RR*	U	68.7	9/27	2.8	36	73.4	69.6	63.0		
MERSCHMAN	APACHE 925 RR	B	66.8	9/20	2.1	37	68.8	68.8	62.8		
MERSCHMAN	CHEROKEE 729 RR*	B	62.3	9/23	2.3	37	62.4	64.8	59.6	61.7	
MERSCHMAN	SHAWNEE 928 RR	B	68.0	9/24	2.8	39	71.7	67.8	64.5		
MIDWEST SEED GEN	GR 2731*	U	67.9	9/22	2.9	43	70.7	69.6	63.5		
MIDWEST SEED GEN	GR 2751*	U	67.2	9/24	2.5	37	69.5	71.0	61.0		
MIDWEST SEED GEN	GR 2934*	U	70.7	9/25	2.6	36	71.0	72.8	68.2		
MUNSON	8279 RR	B	65.5	9/20	2.4	38	67.5	66.2	62.9		
MUNSON	8298 RR	B	69.7	9/27	2.9	39	74.0	71.9	63.2	67.1	
MWS	2414 CRR*	F	64.4	9/18	2.1	33	65.0	66.2	61.9		
MWS	2641 XCRR*	U	61.7	9/24	2.4	39	62.7	62.2	60.3		
MWS	2831 CRR*	F	66.4	9/24	2.6	37	72.4	64.8	62.0		
MWS	2911 CRR*	U	63.5	9/26	2.8	40	65.4	65.3	59.7	55.4	
MWS	2939 CRR*	F	69.6	9/26	2.6	38	74.2	71.6	62.9	55.8	
MYCOGEN	5B261 RR*	F	61.9	9/20	2.9	39	61.2	64.4	60.1		
MYCOGEN	5N291 RR*	U	66.7	9/24	2.7	37	71.1	66.6	62.6		
NK BRAND	S 27-C4*	B	70.7	9/25	2.2	35	74.3	72.9	64.9		

**2008 Soybean Test Results
Region 2: Roundup Resistant (30-inch row spacing)**

COMPANY	*Producer Nominated VARIETY*	IST ¹	Regional Results				Monmouth	Goodfield	Dwight	2 yr	3 yr
			Yield bu/a	Maturity Date	Lodging	Height in	Yield bu/a	Yield bu/a	Yield bu/a	Avg Yield bu/a	Avg Yield bu/a
MATURITY GROUP 2											
NK BRAND	S 27-L4*	B	69.3	9/19	1.9	38	73.3	68.5	66.1	65.0	
NK BRAND	S 28-B4*	B	63.5	9/19	2.1	37	64.8	61.6	63.9	58.4	
NK BRAND	S 29-J6*	B	68.0	9/26	2.6	41	67.5	69.2	67.3	66.2	
NK BRAND	XR 2686*	B	68.8	9/21	2.4	36	75.6	67.4	63.4	66.4	
NUTECH	7274	B	68.4	9/22	2.5	38	72.2	67.8	65.2		
NUTECH	7296	B	69.0	9/23	2.3	40	71.8	67.7	67.5		
NUTECH	7297	B	69.5	9/27	2.9	41	73.5	68.8	66.1	67.8	
NUTECH	NT-2324+RRSCN	B	69.2	9/20	2.0	35	74.0	68.4	65.1	65.4	
PIONEER	92M54*	B	69.9	9/19	2.0	38	73.7	69.9	66.2		
PIONEER	92M61*	B	68.4	9/20	2.5	39	72.2	67.5	65.4	64.8	
PIONEER	92M81*	B	67.5	9/21	2.2	37	67.1	73.4	62.0	62.9	
PIONEER	92Y80*	B	70.0	9/24	2.6	39	73.0	71.3	65.7		
PRAIRIE BRAND	PB-2907 NRR*	B	72.6	9/26	2.7	37	72.8	74.7	70.5		
PUBLIC	LD 06-50113 R*	U	63.0	9/18	2.2	35	66.4	61.0	61.6		
PUBLIC	LD 06-50122 R*	U	60.3	9/11	2.6	33	65.9	55.7	59.3		
STINE	2862-4	U	72.0	9/26	2.5	37	76.0	73.1	66.8	66.1	
STONE SEED GROUP	3A278 NRR*	B	62.8	9/21	2.7	38	67.0	62.0	59.4		
STONE SEED GROUP	3A288 NRR*	B	69.4	9/28	2.9	39	69.3	70.4	68.6		
STONE SEED GROUP	3A298 NRR*	B	70.6	9/28	2.8	41	73.8	71.1	67.1		
SUN PRAIRIE	2904 NRR*	U	64.0	9/25	2.7	38	68.4	63.6	60.0	60.1	
TRISOY	2575 RR(CN)*	B	63.5	9/19	2.0	34	65.7	63.5	61.4	62.4	
TRISOY	2973 RR(CN)*	B	71.9	9/25	2.6	38	76.8	69.7	69.2	65.5	
VIGORO	V 28N9 RR	F	64.1	9/23	2.6	39	62.9	67.5	62.0		
VIGORO	V 29N8 RR	F	71.6	9/27	2.6	37	76.4	71.9	66.5		
WILKEN	W 2310 NRR	B	67.8	9/14	1.9	34	70.8	68.7	63.9		
WILKEN	W 2311 NRR	B	65.2	9/15	1.9	35	70.3	64.9	60.2		
WILKEN	W 2320 NRR*	B	63.2	9/16	2.1	34	71.1	59.0	59.6	63.4	
WILKEN	W 2330 NRR	B	66.5	9/18	2.1	36	68.9	67.3	63.2	60.4	
WILKEN	W 2664 NRR*	B	69.3	9/17	2.0	35	72.4	70.0	65.4	66.3	
WILKEN	W 2667 NRR	B	69.8	9/21	2.2	37	72.3	70.5	66.5		
WILKEN	W 2792 NRR*	B	65.1	9/24	2.7	40	68.1	66.8	60.5	63.0	
WILKEN	W 2871 NRR	B	66.4	9/23	2.8	44	67.0	69.6	62.6	62.3	
WILKEN	W 2881 NRR*	B	67.0	9/22	2.2	37	71.1	65.5	64.4	60.4	
WILKEN	W 2889 NRR*	B	70.0	9/26	3.0	39	70.8	73.4	65.9	64.2	
WILKEN	W 2993 NRR*	B	70.3	9/27	2.6	37	71.1	72.3	67.5	64.1	
WILKEN	W2339 NRR	B	67.1	9/20	2.1	32	68.9	67.8	64.7	65.5	
WILLCROSS	RR 2298 N	T	73.2	9/26	2.6	36	75.7	75.3	68.5		
WYCKOFF	W 2872 CRR	B	71.2	9/27	3.0	39	74.9	73.0	65.7		
WYCKOFF	W 2990 CRR	B	70.9	9/27	2.9	40	76.1	72.4	64.3		
	AVERAGE		67.4	9/23	2.5	38	70.0	68.1	63.9	63.1	
	L.S.D. 25% LEVEL		2.2		0.2	1	7.1	2.6	2.6		
	COEFF. OF VAR. (%)		5.9		17.6	6	6.2	4.1	4.3		
MATURITY GROUP 3											
AGVENTURE	33G3 NRR*	U	66.6	9/29	3.0	36	68.9	66.7	64.1		
AGVENTURE	34G4 NRR*	U	66.6	10/1	2.8	39	66.0	69.7	64.2		
AGVENTURE	36P1 NRR*	U	62.4	10/2	2.8	40	61.6	64.2	61.6		
ASGROW	AG 3101*	U	63.4	9/26	2.9	40	63.4	65.9	60.9	60.1	
ASGROW	AG 3203	U	67.5	9/28	2.8	37	70.7	67.8	64.0	64.0	
ASGROW	AG 3205*	U	64.8	9/28	2.9	42	67.3	65.7	61.4		
ASGROW	AG 3402	U	68.2	9/30	3.4	41	71.1	69.4	64.0	67.4	
ASGROW	AG 3602*	U	65.4	10/2	3.3	41	63.5	69.4	63.4	63.7	
ASGROW	AG 3603	U	67.5	10/1	3.1	41	70.4	68.4	63.5		
ASGROW	AG 3705	U	69.3	10/5	2.8	40	70.9	72.2	64.9		
ASGROW	AG 3803	U	71.1	10/7	3.2	43	74.6	70.1	68.5		
BECK	307 NRR	F	69.1	9/27	3.3	39	72.5	68.9	65.9	64.4	
BECK	321 NRR	F	67.3	9/27	3.1	36	68.2	68.3	65.5	65.5	
BECK	342 NRR	F	69.0	10/1	2.8	40	68.9	71.5	66.5	65.4	
BECK	377 NRR	B	63.8	10/3	2.9	43	64.4	60.8	66.2	64.6	
CROPLAN	RC 3377*	F	68.2	9/28	2.7	38	67.3	71.5	65.7		
CROPLAN	RC 3667*	F	65.3	10/4	3.1	42	66.0	67.2	62.8		
CROPLAN	RC 3757*	F	65.3	10/3	3.2	41	68.5	66.7	60.6		
CROPLAN	RC 3864 STS*	F	65.6	10/5	3.0	40	66.2	66.0	64.5		
CROPLAN	RT 3253*	F	65.6	9/26	3.3	41	68.3	64.8	63.6		
CROW'S	C 3145 R*	U	67.6	9/26	2.5	35	69.0	70.3	63.4		
CROW'S	C 3418 R*	U	66.4	9/30	2.7	40	67.4	69.3	62.3		
CROW'S	C 3619 R*	U	62.5	10/2	2.8	39	61.6	66.2	59.6		
DAIRYLAND	DSR-3003 RRSTS*	U	66.7	9/27	3.1	41	67.5	68.6	63.9	62.3	
DAIRYLAND	DSR-3155 RR	U	65.9	9/28	2.6	37	69.2	65.8	62.7		
DAIRYLAND	DSR-3265 RR	U	64.8	9/29	3.4	41	69.8	64.4	60.3		
DAIRYLAND	DSR-3320 RRSTS*	U	64.4	9/28	3.0	39	66.0	65.6	61.5	57.3	
DAIRYLAND	DSR-3550 RR	U	60.6	9/28	2.8	35	59.7	62.5	59.8		
DIENER	3120 CR*	U	65.6	9/28	3.2	39	68.8	65.6	62.3		
DIENER	3484 CR*	U	67.1	9/30	2.7	38	67.8	69.6	63.9		
DYNA-GRO	37J34	B	68.3	9/30	3.0	40	67.1	69.9	67.9	67.0	
DYNA-GRO	38B31	B	68.1	9/27	2.7	36	68.6	70.1	65.6		

**2008 Soybean Test Results
Region 2: Roundup Resistant (30-inch row spacing)**

COMPANY	*Producer Nominated VARIETY*	IST ¹	Regional Results				Monmouth	Goodfield	Dwight	2 yr	3 yr
			Yield bu/a	Maturity Date	Lodging	Height in	Yield bu/a	Yield bu/a	Yield bu/a	Avg Yield bu/a	Avg Yield bu/a
MATURITY GROUP 3											
DYNA-GRO	38R33	B	66.6	9/30	3.0	42	64.7	69.5	65.5		
FONTANELLE	9312 RR*	U	64.4	9/26	3.3	41	70.1	65.2	57.9		
FONTANELLE	9412 NRR*	U	64.9	9/28	3.2	41	67.4	64.8	62.3	61.0	
FS HISOY	HS 30R72	B	71.0	9/26	2.7	37	73.0	71.1	68.8	65.1	
FS HISOY	HS 3156*	B	63.2	9/28	3.2	38	64.6	64.9	60.1	63.0	62.5
FS HISOY	HS 33R70	U	66.8	9/28	3.0	39	70.1	67.4	63.0	65.0	
FS HISOY	HS 3466	B	68.5	10/1	2.9	39	69.4	69.6	66.3	67.1	
FS HISOY	HS 3766	B	63.7	9/29	3.2	39	62.0	65.8	63.5	59.5	
FS HISOY	HS 3846	B	65.0	10/5	3.0	41	64.3	66.5	64.1	61.0	
FS HISOY	R 08-31	B	66.7	9/27	3.2	39	70.1	68.0	62.1		
FS HISOY	R 08-35	B	62.6	9/28	2.8	39	61.6	64.9	61.3		
FS HISOY	R 08-38	B	63.8	10/2	3.0	41	66.9	64.5	60.1		
G2 GENETICS	7333	B	67.4	9/29	3.2	43	69.8	67.0	65.6		
G2 GENETICS	7383	B	64.4	10/1	3.3	46	63.1	67.5	62.8		
GREAT HEART	GT-380 CRR*	F	62.4	10/7	2.8	40	60.7	66.6	60.0		
GREAT HEART	GT-397 CRR*	F	63.8	10/7	3.6	44	64.8	66.5	60.1		
HOBLOIT	HB 313 NRR	U	66.8	9/29	3.1	38	69.8	67.6	63.1		
HORIZON	H 303 N*	U	65.1	9/28	3.1	38	68.4	65.1	61.8	63.0	61.8
HORIZON	H 323 N	U	66.2	9/29	3.4	39	68.5	66.2	63.9		
HORIZON	H 340 N*	U	66.0	9/30	2.7	39	67.4	67.8	63.0	64.1	63.8
HORIZON	H 352 N*	U	62.7	9/30	2.8	35	64.3	64.9	59.0	60.6	60.0
HORIZON	H 354 N	U	64.4	10/1	2.9	41	65.1	68.3	59.8		
HORIZON	H 373 N	U	63.3	10/3	2.8	40	64.5	63.5	62.0		
HORIZON	H 378 N*	U	63.4	10/4	3.3	40	64.1	63.5	62.6	63.1	63.9
ICORN	3.150	U	66.6	9/28	3.5	40	68.7	68.4	62.6		
ICORN	3.450	F	68.2	10/1	2.9	38	72.2	67.4	65.1		
ICORN	3.750	U	67.3	10/6	3.1	42	64.1	71.6	66.2		
KRUGER	K-302 RRSCNLINO	U	63.8	9/26	2.2	40	66.3	62.4	62.7	57.8	
KRUGER	K-316 RRSCN	U	67.8	9/26	2.4	37	70.3	67.8	65.3	63.3	64.1
KRUGER	K-321 RRSCNLINO	U	65.1	9/28	3.3	39	65.9	67.2	62.3	61.3	
KRUGER	K-329 RRSCN	U	67.0	9/29	3.3	39	66.3	70.4	64.2		
KRUGER	K-333 RRSCN	U	65.4	9/28	3.0	36	67.1	68.0	61.2	62.3	62.9
KRUGER	K-338 RRSCNLINO	U	64.0	9/29	2.8	39	65.0	66.2	60.8		
KRUGER	K-341 RRSCN	U	67.6	9/30	2.6	37	68.3	70.3	64.2	63.7	62.2
KRUGER	K-348 RRSCN	U	68.5	9/28	2.9	38	70.8	68.9	65.8	68.8	
KRUGER	K-363 RRSCN	U	63.0	10/4	2.8	40	60.3	67.3	61.4	59.7	60.0
KRUGER	K-372 RRSCN	U	62.2	10/3	2.8	41	62.4	61.6	62.6		
KRUGER	K-384 RRSCN	U	68.2	10/6	3.1	41	68.0	69.6	67.0	67.6	
KRUGER	K-389 RRSCN	U	63.3	10/4	2.9	39	59.7	68.0	62.3	60.0	61.8
LEWIS	3599	F	67.5	10/2	2.7	40	68.7	69.5	64.3		
LEWIS	3407*	F	65.2	10/2	2.8	39	65.3	67.2	63.1	64.1	
LG SEEDS	C 3445 NRR	U	64.7	9/29	2.7	40	62.4	70.3	61.2		
MAVRICK	6343 RR*	U	65.4	10/2	2.9	40	65.3	67.8	62.9	63.4	
MAVRICK	7303 RR*	U	66.0	9/28	3.4	39	69.1	66.3	62.6		
MERSCHMAN	EISENHOWER 937 RR	B	66.9	10/5	3.0	41	66.2	70.8	63.7		
MERSCHMAN	GRANT 935 RR	B	63.7	9/29	3.2	42	67.0	68.0	56.2		
MERSCHMAN	KENNEDY 836 RR	B	61.4	10/2	2.8	42	59.2	62.5	62.6	58.3	
MERSCHMAN	MADISON 938 RR	B	66.6	10/5	3.1	39	64.7	68.6	66.6		
MERSCHMAN	MCKINLEY 933 RR	B	64.5	9/29	2.9	39	63.5	67.7	62.4		
MIDWEST SEED GEN	GR 3033	U	63.0	9/23	3.0	40	62.5	65.5	60.9		
MIDWEST SEED GEN	GR 3104*	U	66.9	9/25	2.6	36	70.7	68.2	61.7		
MIDWEST SEED GEN	GR 3433*	U	67.4	9/30	2.7	39	66.9	70.4	65.0		
MIDWEST SEED GEN	GR 3631*	U	63.9	10/4	2.9	39	62.8	67.8	61.0		
MUNSON	8328 RR	B	67.2	9/27	3.3	40	68.8	68.0	64.9	65.5	
MUNSON	8349 RR	B	63.8	9/28	2.8	41	65.5	65.0	61.1		
MUNSON	8379 RR	B	66.3	10/5	2.8	41	62.7	70.2	66.1		
MWS	3128 CRR*	F	66.7	9/28	3.2	38	69.6	70.1	60.5	62.8	62.0
MWS	3329 CRR*	F	67.2	9/29	2.7	39	69.4	68.6	63.5		
MWS	3505 CRR*	F	69.5	9/30	3.1	40	72.5	70.9	65.2		
MYCOGEN	5N290 RR*	F	65.9	9/26	3.3	39	69.2	67.6	61.0		
MYCOGEN	5N310 RR*	F	63.0	9/26	2.4	36	62.8	65.4	60.8		
NK BRAND	S 30-F5*	U	67.9	9/27	3.5	43	68.4	69.0	66.2		
NK BRAND	S 32-E2*	B	68.4	9/30	3.5	41	69.0	70.0	66.2	65.2	65.6
NK BRAND	S 34-R2*	B	67.6	9/27	2.9	38	66.0	71.1	65.6		
NK BRAND	S 35-T9*	B	67.5	10/1	3.4	44	68.6	67.4	66.5		
NK BRAND	S 37-F7*	B	68.4	10/5	3.4	41	64.5	71.8	69.0	63.3	
NK BRAND	S 37-P5*	B	64.5	10/2	3.4	41	62.9	66.6	64.1	58.8	
NUTECH	7316	B	68.0	9/30	3.3	40	70.1	69.1	64.8		
NUTECH	7399	B	66.0	10/6	3.3	42	63.9	70.4	63.7		
PIONEER	93M11*	B	68.3	9/25	2.3	37	70.8	68.2	65.8	62.9	61.7
PIONEER	93M12*	B	64.9	9/26	3.1	44	67.1	65.2	62.4		
PIONEER	93M42*	B	67.3	9/28	2.7	42	68.8	66.5	66.7	65.9	66.1
PIONEER	93M61*	B	65.6	9/27	2.9	39	64.7	69.1	63.0	61.6	
PIONEER	93Y02	B	71.0	9/25	2.1	37	72.7	73.1	67.1		
PIONEER	93Y11*	B	68.1	9/26	2.7	40	66.8	70.2	67.3		
PIONEER	93Y70*	B	68.9	10/1	3.3	43	71.5	70.0	65.2		
PIONEER	94Y01*	B	68.0	10/6	3.3	43	66.9	68.9	68.2		

**2008 Soybean Test Results
Region 2: Roundup Resistant (30-inch row spacing)**

COMPANY	*Producer Nominated VARIETY*	IST ¹	Regional Results				Monmouth	Goodfield	Dwight	2 yr	3 yr
			Yield bu/a	Maturity Date	Lodging	Height in	Yield bu/a	Yield bu/a	Yield bu/a	Avg Yield bu/a	Avg Yield bu/a
MATURITY GROUP 3											
PRAIRIE BRAND	PB-2956 NRR*	B	67.4	9/27	2.7	37	72.6	68.1	61.6		
PRAIRIE BRAND	PB-3058 NRR	B	62.2	9/23	2.8	41	63.5	64.9	58.2		
PRAIRIE BRAND	PB-3137 NRR	B	67.9	9/29	3.3	38	68.3	67.9	67.4		
PRAIRIE BRAND	PB-3357 NRR*	B	66.8	9/30	3.1	37	66.8	67.5	66.3		
PRAIRIE BRAND	PB-3598 NRR	B	63.6	9/27	3.0	40	61.3	66.6	63.1		
ROESCHLEY	3172 CRR*	U	67.7	9/28	3.3	37	71.7	68.1	63.2	64.9	
ROESCHLEY	3173 CRR*	U	65.1	9/26	2.2	34	68.9	66.7	59.5		
ROESCHLEY	3585 CRR	U	65.4	9/29	2.9	40	63.8	68.2	64.1		
ROESCHLEY	3462 CRR*	U	66.9	9/30	2.6	38	69.2	69.0	62.6	64.1	64.2
ROESCHLEY	4351 CRR*	U	65.9	9/28	3.2	40	66.2	66.9	64.6	61.4	61.3
SCHILLINGER	300.RC	F	66.0	9/25	2.8	38	70.2	64.4	63.4		
STINE	3128-4	U	67.1	9/25	2.5	36	72.0	66.0	63.4	63.4	
STINE	3222-4*	U	66.1	9/29	2.7	36	66.6	69.1	62.5	62.6	
STINE	3532-4	U	66.1	10/1	3.0	36	67.3	68.8	62.2	62.5	63.1
STINE	3602-4*	U	65.9	10/3	3.2	40	64.3	67.5	65.8	62.9	
STONE SEED GROUP	2373 NRR*	B	61.7	10/3	3.4	38	60.4	64.5	60.1		
STONE SEED GROUP	3407 NRR*	B	66.9	10/1	2.8	40	64.9	70.8	64.9		
STONE SEED GROUP	3A319 NRR	B	69.3	9/27	3.1	39	73.4	69.1	65.6		
TRISOY	3073 RR(CN)	B	64.1	9/26	2.4	36	65.6	67.6	59.2	60.9	
TRISOY	3463 RR(CN)	B	68.0	10/2	3.0	39	68.8	69.0	66.3		
TRISOY	3874 RR(CN)*	B	64.7	10/5	3.1	40	66.3	65.3	62.6		
VIGORO	V 31N9 RR	F	67.5	9/28	3.4	39	70.0	68.2	64.5		
VIGORO	V 33N8 RR	F	67.0	9/29	3.0	42	67.7	68.4	64.8		
VIGORO	V 34N7 RR*	F	66.7	10/1	2.8	39	64.8	71.8	63.4		
VIGORO	V 34N9 RR	F	59.9	9/27	2.8	39	55.1	65.2	59.5		
VIGORO	V 37N8 RR*	F	64.3	10/4	2.8	40	64.6	67.4	60.9		
WILKEN	W 3413 NRR	B	65.8	9/26	2.6	36	66.0	68.2	63.2	61.2	
WILKEN	W 3426 NRR	B	67.3	9/29	3.3	38	67.9	69.3	64.6		
WILKEN	W 3432 NRR	B	68.5	9/28	3.0	41	70.7	70.2	64.5		
WILLCROSS	RR 2319 N	T	68.6	9/29	3.0	40	68.3	70.1	67.4		
WYCKOFF	W 3110 CRR	B	69.6	9/29	3.4	39	69.5	70.8	68.5		
WYCKOFF	W 3474 CRR	B	68.3	10/1	2.8	40	68.7	71.6	64.6		
	AVERAGE		66.1	9/30	3.0	39	67.0	67.8	63.4	63.0	62.9
	L.S.D. 25% LEVEL		2.0		0.2	1	3.7	2.2	2.5		
	COEFF. OF VAR. (%)		5.6		12.6	6	5.8	3.5	4.2		

11ST= Insecticide Seed Treatment: U= Untreated, F= Fungicide, I= Insecticide, B= Insecticide+Fungicide, T= Treatment Unknown

**2008 Soybean Test Results
Region 3: Roundup Resistant (30-inch row spacing)**

COMPANY	*Producer Nominated VARIETY*	IST ¹	Regional Results				Perry	New Berlin	Urbana	2 yr	3 yr
			Yield bu/a	Maturity Date	Lodging	Height in	Yield bu/a	Yield bu/a	Yield bu/a	Avg Yield bu/a	Avg Yield bu/a
MATURITY GROUP 2											
AGVENTURE	29G9 NRR*	U	62.1	9/22	2.5	37	58.4	75.9	52.1	54.9	
DAIRYLAND	DSR-2770 RR	U	66.1	9/24	2.3	35	62.1	75.1	61.1	58.2	
DAIRYLAND	DSR-2929 RR*	U	63.8	9/23	2.4	36	60.0	77.8	53.6	55.0	57.9
DIENER	2915 CR*	U	67.7	9/24	2.2	35	65.2	76.9	61.0		
G2 GENETICS	7291	B	65.6	9/24	2.5	37	64.6	75.4	56.7		
HORIZON	H 296 N*	U	61.0	9/25	2.8	36	57.5	75.1	50.5	57.8	
KRUGER	K-285 RRSCN	U	64.5	9/25	2.5	35	60.3	75.9	57.1		
KRUGER	K-297 RRSCN	U	67.3	9/24	2.3	35	65.4	77.8	58.7	61.7	
MARTIN	M 927 NRR	U	63.7	9/23	1.9	36	62.6	74.8	53.7		
MERSCHMAN	CHEROKEE 729 RR*	B	57.9	9/22	2.2	35	52.8	66.7	54.4	57.4	60.0
MERSCHMAN	SHAWNEE 928 RR	B	61.6	9/24	2.5	37	61.1	69.6	54.1		
MUNSON	8279 RR	B	60.5	9/20	2.1	35	56.1	70.8	54.6		
MUNSON	8298 RR	B	63.2	9/24	2.8	37	58.7	74.6	56.3		
MWS	2641 XCRR*	U	55.4	9/24	2.2	36	52.7	65.2	48.3		
MWS	2831 CRR*	F	60.9	9/22	2.5	36	53.4	72.7	56.6		
MWS	2911 CRR*	U	58.4	9/24	2.5	36	55.8	65.8	53.8		
MWS	2939 CRR*	F	63.3	9/24	2.6	35	60.3	74.2	55.4		
NK BRAND	S 27-C4*	B	63.5	9/23	2.4	32	61.6	74.5	54.4		
NK BRAND	S 28-B4*	B	63.8	9/22	2.3	35	62.7	74.1	54.8	54.7	
NK BRAND	S 29-J6*	B	60.7	9/23	2.4	37	56.5	69.9	55.7	54.4	58.0
NUTECH	6277	B	67.0	9/24	2.1	37	66.8	77.9	56.3	63.1	
NUTECH	7296	B	64.3	9/22	2.0	38	64.4	72.2	56.3		
NUTECH	7297	B	66.1	9/24	2.9	36	61.1	77.6	59.8	61.3	
PIONEER	92M81*	B	64.0	9/21	1.8	35	60.8	73.2	58.1	55.6	
PIONEER	92Y80*	B	66.1	9/24	2.7	36	61.6	77.3	59.5		
PUBLIC	LD 06-50113 R*	U	56.9	9/19	2.0	33	52.7	69.2	48.9		
PUBLIC	LD 06-50122 R*	U	51.3	9/15	2.3	31	39.6	63.9	50.3		
SUN PRAIRIE	2904 NRR*	U	55.8	9/23	2.8	36	48.5	68.4	50.6	53.5	
SUN PRAIRIE	2967 NRR*	U	63.4	9/24	2.6	36	58.3	74.7	57.3		

**2008 Soybean Test Results
Region 3: Roundup Resistant (30-inch row spacing)**

COMPANY	*Producer Nominated VARIETY*	IST ¹	Regional Results				Perry Yield bu/a	New Berlin Yield bu/a	Urbana Yield bu/a	2 yr Avg Yield bu/a	3 yr Avg Yield bu/a
			Yield bu/a	Maturity Date	Lodging	Height in					
MATURITY GROUP 2											
TRISOY	2575 RR(CN)*	B	61.6	9/19	1.9	32	58.5	70.7	55.7		
TRISOY	2973 RR(CN)*	B	67.7	9/24	2.2	36	64.0	78.8	60.3		
	AVERAGE		62.3	9/23	2.4	36	58.7	72.9	55.3	57.3	58.6
	L.S.D. 25% LEVEL		2.5		0.2	1	2.6	2.4	2.8		
	COEFF. OF VAR. (%)		7.4		19.2	7	4.6	3.5	5.4		
MATURITY GROUP 3											
AGVENTURE	33G3 NRR*	U	61.5	9/26	2.8	34	57.1	72.7	54.8	59.0	
AGVENTURE	34G4 NRR*	U	62.8	9/27	2.5	37	60.0	72.0	56.6	60.4	
AGVENTURE	36P1 NRR*	U	62.8	9/30	2.3	38	60.8	70.4	57.2		
ARISE	3508 NRR	B	62.9	9/29	2.3	39	59.5	71.9	57.2		
ARISE	3509 R	B	65.7	9/27	2.4	37	64.0	75.8	57.3		
ARISE	3836 NRS	B	64.2	10/2	2.8	38	59.1	76.0	57.5		
ARISE	3909 NRS	B	60.7	10/2	2.6	36	56.9	67.2	57.8		
ASGROW	AG 3101*	U	61.4	9/23	2.2	38	56.4	73.2	54.5	57.5	59.2
ASGROW	AG 3203	U	61.4	9/25	2.2	36	60.3	72.7	51.1	57.0	59.7
ASGROW	AG 3205*	U	60.7	9/26	2.8	38	55.9	70.8	55.3		
ASGROW	AG 3402	U	63.9	9/28	3.0	39	57.9	73.8	60.2	58.9	
ASGROW	AG 3602*	U	63.1	9/28	3.0	38	60.8	73.8	54.6	57.9	60.2
ASGROW	AG 3603	U	61.8	9/29	2.8	39	58.0	69.2	58.3		
ASGROW	AG 3705	U	64.8	10/3	2.6	38	61.0	76.4	56.9	58.5	
ASGROW	AG 3803	U	67.4	10/3	3.1	40	62.9	78.5	60.7	62.9	
BECK	321 NRR	F	62.3	9/25	2.7	34	59.0	69.7	58.3	60.1	61.9
BECK	342 NRR	F	64.3	9/27	2.5	39	58.6	73.8	60.6	60.3	62.6
BECK	364 NRR	F	59.2	9/30	3.1	41	54.0	68.1	55.5		
BECK	377 NRR	B	62.6	9/29	2.6	40	59.7	74.3	53.9		
BECK	383 NRR	F	62.3	10/2	2.6	38	59.8	71.5	55.5	58.4	61.7
BECK	399 NRR	F	64.6	10/5	3.0	39	60.6	74.1	59.0	58.9	
CROPLAN	RC 3377*	F	66.6	9/28	2.6	35	62.9	74.7	62.1		
CROPLAN	RC 3667*	F	63.3	9/30	2.7	39	59.4	70.9	59.7		
CROPLAN	RC 3757*	F	62.8	10/2	2.6	40	59.1	72.1	57.3		
CROPLAN	RC 3864 STS*	F	65.8	10/4	2.8	38	62.9	73.6	60.8		
CROW'S	C 3145 R*	U	64.3	9/24	2.1	35	63.1	76.4	53.5		
CROW'S	C 3418 R*	U	63.1	9/27	2.8	37	58.7	71.9	58.8		
CROW'S	C 3619 R*	U	64.3	9/30	2.4	39	61.0	72.2	59.8	57.6	
CROW'S	C 3817 R*	U	64.3	10/2	2.7	37	62.5	74.3	56.1	59.4	
CROW'S	C 3916 R*	U	65.6	10/4	2.7	40	60.2	76.5	60.1		
DAIRYLAND	DSR-3003 RRSTS*	U	60.4	9/24	2.7	37	58.4	69.8	52.9	57.3	57.3
DAIRYLAND	DSR-3155 RR	U	62.4	9/25	2.1	35	61.5	70.4	55.3		
DAIRYLAND	DSR-3265 RR	U	59.5	9/26	3.3	39	53.1	71.3	54.2		
DAIRYLAND	DSR-3550 RR	U	61.9	9/28	2.8	36	60.2	71.1	54.5		
DAIRYLAND	DSR-3675 RR*	U	62.5	9/27	2.5	38	59.1	73.8	54.5	59.6	
DIENER	3120 CR*	U	61.0	9/26	2.5	36	59.5	71.3	52.2		
DIENER	3484 CR*	U	63.1	9/27	2.3	36	57.9	73.6	57.8		
DYNA-GRO	32X39	B	64.3	10/3	3.0	39	57.8	75.9	59.1		
DYNA-GRO	35F37	B	62.4	9/30	2.5	38	61.9	72.0	53.3		
DYNA-GRO	35G38*	B	64.8	9/29	2.8	38	59.0	73.0	62.4		
DYNA-GRO	37J34	B	62.0	9/27	2.4	38	59.4	72.5	54.1	59.6	
DYNA-GRO	SX0 8137	B	61.4	9/29	3.0	39	56.1	71.4	56.6		
FS HISOY	HS 3156*	B	60.7	9/27	2.7	36	58.5	70.2	53.4		
FS HISOY	HS 33R70	U	61.4	9/25	2.7	38	59.2	73.4	51.5	58.3	
FS HISOY	HS 3466	B	62.5	9/28	2.4	37	59.0	72.4	56.2	60.8	
FS HISOY	HS 3766	B	66.0	10/3	2.4	38	63.6	75.7	58.6	59.5	
FS HISOY	HS 3846	B	64.7	10/2	2.9	38	60.4	75.0	58.8	60.5	63.1
FS HISOY	HS 39R70	B	64.8	10/3	2.9	39	59.7	75.1	59.5	58.8	
FS HISOY	HS 4066	B	61.0	10/4	3.4	38	54.5	70.7	57.8	55.6	
FS HISOY	R 08-31	B	63.6	9/25	2.6	37	58.3	74.4	58.1		
FS HISOY	R 08-35	B	64.4	9/25	2.4	38	64.2	72.6	56.5		
FS HISOY	R 08-38	B	61.8	9/30	2.5	39	59.6	72.2	53.4		
G2 GENETICS	7333	B	66.6	9/27	2.6	40	63.1	75.3	61.5		
G2 GENETICS	7383	B	62.3	10/2	3.0	44	55.3	71.0	60.5		
G2 GENETICS	7391	B	62.1	10/6	3.1	43	56.7	70.6	58.9		
GREAT HEART	GT-380 CRR*	F	60.6	10/3	2.4	37	56.7	70.6	54.5		
GREAT HEART	GT-397 CRR*	F	62.5	10/5	3.2	40	58.5	72.0	57.1	57.3	
HOBLIT	HB 342 NRR	U	64.5	9/27	2.6	38	60.1	74.8	58.5	60.0	
HOBLIT	HB 361 NRR	U	62.0	9/29	2.3	37	61.3	70.8	53.8		
HOBLIT	HB 375 NRR	U	61.5	9/29	2.3	38	58.7	72.0	53.9	58.3	
HORIZON	H 303 N*	U	60.9	9/25	2.4	37	58.1	71.1	53.4	55.9	
HORIZON	H 323 N	U	63.1	9/24	2.4	37	58.4	73.7	57.2		
HORIZON	H 340 N*	U	62.4	9/28	2.5	37	56.9	73.3	57.1	58.8	61.1
HORIZON	H 352 N*	U	61.6	9/28	2.8	33	57.7	71.5	55.5	60.1	62.2
HORIZON	H 354 N	U	61.8	9/27	2.3	38	61.4	70.3	53.9		
HORIZON	H 373 N	U	60.7	9/30	2.6	36	59.5	68.5	54.1		
HORIZON	H 378 N*	U	64.1	9/28	2.8	39	59.7	73.3	59.4	60.8	62.7
HORIZON	H 384 N	U	64.9	10/4	2.9	38	60.7	75.2	58.8		

**2008 Soybean Test Results
Region 3: Roundup Resistant (30-inch row spacing)**

COMPANY	*Producer Nominated VARIETY*	IST ¹	Regional Results				Perry Yield bu/a	New Berlin Yield bu/a	Urbana Yield bu/a	2 yr Avg Yield bu/a	3 yr Avg Yield bu/a
			Yield bu/a	Maturity Date	Lodging	Height in					
MATURITY GROUP 3											
HUBNER	H 317 NRR	U	64.3	9/24	2.7	37	58.7	74.7	59.6		
HUBNER	H 366 NRR	U	64.0	10/1	2.4	38	61.9	70.3	59.8		
HUBNER	H 376 NRR	U	64.8	9/27	2.1	39	62.0	75.5	56.8		
HUBNER	H 377 NRR	F	61.5	9/28	2.9	40	57.8	72.6	54.0		
ICORN	3.150	U	64.4	9/24	2.6	38	57.7	76.1	59.3		
ICORN	3.450	F	62.7	9/27	2.5	36	58.2	73.3	56.5		
ICORN	3.750	U	65.9	10/2	2.8	40	61.0	75.6	61.1		
KITCHEN	KSC 3086 CRR	U	61.9	9/24	2.8	36	55.6	74.7	55.5		
KITCHEN	KSC 3479 CRR	U	60.0	9/26	3.0	36	56.1	69.8	54.2	57.7	
KITCHEN	KSC 3546 CRR	U	61.3	9/28	3.0	33	60.4	71.4	52.0	60.0	
KITCHEN	KSC 3786 CRR	U	63.3	10/4	2.5	36	61.3	73.1	55.5	58.8	
KITCHEN	KSC 3869 CRR	U	63.7	10/4	2.7	37	61.3	73.7	56.1	60.1	
KRUGER	K-316 RRSCN	U	63.1	9/25	2.0	35	58.1	74.0	57.2	57.9	
KRUGER	K-329 RRSCN	U	63.5	9/24	2.6	36	62.1	74.5	54.0		
KRUGER	K-338 RRSCNLINO	U	63.0	9/26	2.2	38	61.4	71.1	56.4		
KRUGER	K-341 RRSCN	U	63.2	9/28	2.2	37	62.8	71.9	54.9	57.3	
KRUGER	K-348 RRSCN	U	63.8	9/27	2.4	36	60.6	75.9	54.8	61.3	
KRUGER	K-363 RRSCN	U	62.5	9/28	2.4	37	60.6	68.8	58.2	57.1	
KRUGER	K-372 RRSCN	U	62.0	10/1	2.6	40	60.6	69.5	56.0	59.2	
KRUGER	K-382 RRSCN	U	64.7	10/1	2.5	39	62.7	73.0	58.4	60.0	
KRUGER	K-384 RRSCN	U	65.1	10/5	2.9	39	64.3	75.6	55.5	61.9	
KRUGER	K-389 RRSCN	U	63.3	10/1	2.5	37	59.8	73.0	57.2	59.1	
LEWIS	3599	F	64.4	9/27	2.5	39	59.2	75.9	58.0	61.9	
LEWIS	3698	F	61.5	9/29	2.6	38	58.1	70.2	56.1	58.3	
LEWIS	3909	F	66.1	10/2	2.9	40	62.6	77.1	58.5		
LEWIS	3968	F	66.1	10/4	2.8	39	63.5	75.4	59.4	60.0	
LEWIS	3407*	F	61.4	9/29	2.5	38	57.2	74.2	52.8	56.9	
LEWIS	3827*	F	63.6	9/30	2.5	39	59.0	74.8	56.8	60.8	
MARTIN	M 832 NRR	U	61.7	9/26	2.3	34	57.3	72.2	55.6		
MARTIN	M 835 NRR	U	62.5	9/30	2.8	40	58.5	73.5	55.6		
MARTIN	M 930 NRR	U	64.5	9/24	2.8	37	58.9	76.4	58.0		
MAVRICK	6343 RR*	U	62.1	9/28	2.5	38	59.6	72.2	54.4	58.1	
MAVRICK	6369 RR*	U	65.1	9/30	2.7	38	63.8	70.7	60.8	60.0	
MAVRICK	7303 RR*	U	62.8	9/25	2.7	39	56.3	76.8	55.4		
MAVRICK	7376 RR*	U	61.9	9/30	3.0	38	61.3	71.2	53.2		
MERSCHMAN	EISENHOWER 937 RR	B	65.1	10/2	2.9	37	60.9	75.0	59.4		
MERSCHMAN	GRANT 935 RR	B	61.6	9/26	2.9	39	60.6	71.0	53.1		
MERSCHMAN	KENNEDY 836 RR	B	60.3	9/29	2.6	39	57.2	69.3	54.4	58.9	
MERSCHMAN	MADISON 938 RR	B	63.5	10/1	2.7	39	60.5	72.4	57.7		
MERSCHMAN	MCKINLEY 933 RR	B	62.6	9/26	2.3	36	58.0	72.9	57.0		
MIDWEST SEED GEN	GR 3433*	U	62.5	9/27	2.4	38	57.5	73.5	56.5		
MIDWEST SEED GEN	GR 3631*	U	64.0	9/30	2.5	39	60.3	70.8	60.9		
MIDWEST SEED GEN	GR 3833	U	64.4	9/30	2.7	37	59.5	74.8	58.8		
MIDWEST SEED GEN	GR 3934*	U	64.9	10/2	2.8	41	61.6	76.7	56.5		
MUNSON	8328 RR	B	64.2	9/24	2.6	36	63.1	75.3	54.1	60.5	
MUNSON	8349 RR	B	63.0	9/28	2.4	40	61.1	72.1	55.9		
MUNSON	8379 RR	B	63.0	10/3	2.8	38	58.6	73.4	57.0		
MWS	3128 CRR*	F	61.3	9/25	2.3	36	58.8	70.7	54.5		
MWS	3329 CRR*	F	65.4	9/27	2.2	39	58.8	77.0	60.4		
MWS	3505 CRR*	F	63.9	9/27	3.0	39	59.4	76.1	56.1		
MYCOGEN	5N320 RR*	U	63.2	9/24	2.7	34	59.0	75.0	55.7		
MYCOGEN	5N352 RR*	U	62.7	9/27	2.3	37	57.4	74.2	56.7		
MYCOGEN	5N382 RR*	U	66.6	9/30	2.7	37	63.2	74.6	61.9		
NK BRAND	S 30-F5*	U	65.1	9/25	2.8	40	59.5	73.9	61.8		
NK BRAND	S 32-E2*	B	64.3	9/26	3.3	39	59.1	73.1	60.7	57.3	
NK BRAND	S 34-R2*	B	64.1	9/27	2.9	38	60.3	73.8	58.4		
NK BRAND	S 35-T9*	B	65.8	9/30	3.3	43	59.9	76.6	61.1		
NK BRAND	S 37-F7*	B	65.0	10/1	3.0	38	57.7	75.9	61.3	58.6	
NK BRAND	S 37-P5*	B	64.3	10/1	3.1	40	55.3	75.0	62.7	57.8	
NK BRAND	S 38-D5*	B	62.2	10/5	2.7	36	58.9	72.4	55.4	54.8	
NK BRAND	S 39-A3*	B	65.3	10/2	3.2	38	58.5	74.4	62.9	58.4	
NU-AG	NA 300 NRR	U	62.9	9/24	2.7	36	60.4	75.5	52.7		
NU-AG	NA 341 NRR	F	59.0	9/26	3.0	36	57.7	70.1	49.1		
NU-AG	NA 354 NRR*	U	61.0	9/27	2.5	34	57.2	71.6	54.3		
NU-AG	NA 374 NRR*	U	60.1	10/2	3.0	37	55.9	70.3	54.2		
NU-AG	NA 386 NRRSTS*	U	64.9	10/3	3.0	38	60.5	72.6	61.8		
NUTECH	7316	B	65.2	9/26	2.7	37	59.8	75.1	60.6	61.2	
NUTECH	7354	B	64.4	9/27	2.5	38	64.0	71.8	57.4		
NUTECH	7399	B	64.5	10/5	3.1	39	59.1	75.0	59.3	59.3	
NUTECH	NT-3888 RRSCN	B	63.7	10/1	2.3	40	60.9	73.2	56.9	59.9	
NUTECH	NT-3909 RRSCN*	B	64.0	10/2	2.7	38	57.2	76.9	57.9	60.2	
PIONEER	93M11*	B	66.8	9/24	2.1	38	63.3	78.0	59.1	58.8	
PIONEER	93M42*	B	62.6	9/27	2.4	41	58.6	73.1	56.0	60.5	
PIONEER	93M61*	B	67.3	9/26	2.2	38	65.1	75.4	61.3	61.8	
PIONEER	93Y02	B	65.2	9/24	1.8	36	65.1	73.8	56.7		
PIONEER	93Y11*	B	65.1	9/24	2.1	38	65.0	73.5	56.9		
PIONEER	93Y70*	B	67.2	9/29	3.0	42	63.4	78.7	59.5		

**2008 Soybean Test Results
Region 3: Roundup Resistant (30-inch row spacing)**

COMPANY	*Producer Nominated VARIETY*	IST ¹	Regional Results				Perry Yield bu/a	New Berlin Yield bu/a	Urbana Yield bu/a	2 yr Avg Yield bu/a	3 yr Avg Yield bu/a
			Yield bu/a	Maturity Date	Lodging	Height in					
MATURITY GROUP 3											
SCHILLINGER	398.RCP	F	60.3	10/4	3.6	43	55.4	69.7	55.6		
STINE	3128-4	U	64.0	9/24	2.1	36	62.2	73.2	56.6	58.4	
STINE	3222-4*	U	64.1	9/27	2.5	36	60.8	74.3	57.2	58.1	
STINE	3532-4	U	61.2	9/29	2.9	35	54.9	75.2	53.6	59.5	
STINE	3602-4*	U	67.0	10/1	2.5	38	64.7	76.0	60.2	61.5	
STINE	3620-4	U	64.8	9/28	2.5	40	62.4	72.3	59.6	59.1	
STONE SEED GROUP	2373 NRR*	B	64.1	10/2	3.1	37	58.8	72.6	61.0		
STONE SEED GROUP	3407 NRR*	B	65.4	9/28	2.6	39	59.7	76.1	60.2		
STONE SEED GROUP	3A368 NRR*	B	66.0	9/30	2.6	38	64.3	74.5	59.1		
STONE SEED GROUP	3A378 NRR*	B	63.8	9/28	2.4	38	64.1	71.7	55.5		
STONE SEED GROUP	3A388 NRR	B	66.9	10/2	2.9	40	64.5	76.8	59.5		
SUN PRAIRIE	3430 NRR*	U	63.7	9/26	2.5	38	60.0	73.4	57.6		
TRISOY	3144 RR(CN)	B	57.5	9/25	2.8	38	57.4	68.6	46.7	55.0	
TRISOY	3463 RR(CN)	B	63.5	9/27	2.7	38	60.8	74.1	55.7	59.5	
TRISOY	3675 RR(CN)	B	65.6	9/28	2.4	39	62.7	73.3	60.8		
TRISOY	3874 RR(CN)*	B	62.3	10/3	2.8	37	59.6	73.1	54.2	58.9	
TRISOY	3977 RR(CN)	B	64.6	10/5	2.9	39	60.9	77.2	55.6		
VIGORO	V 34N7 RR*	F	62.2	9/27	2.4	37	58.0	74.7	53.9		
VIGORO	V 34N9 RR	F	62.4	9/26	2.4	37	62.1	72.4	52.7		
VIGORO	V 35N8 RR	F	64.2	9/26	2.8	38	58.0	76.0	58.7		
VIGORO	V 37N8 RR*	F	60.3	9/29	2.5	39	56.2	70.4	54.4		
VIGORO	V 38N5 RS*	F	65.5	10/4	3.0	38	60.5	76.8	59.2		
VIGORO	V 38N9 RS	F	65.8	10/1	2.8	38	63.7	74.4	59.4		
VIGORO	V 39N9 RR	F	62.4	10/1	2.9	38	55.6	70.4	61.2		
WILKEN	W 3434 NRR*	B	64.3	9/27	2.7	38	60.8	72.3	59.9	60.3	
WILKEN	W 3459 NRR	B	63.0	9/27	2.5	38	61.9	72.0	55.2		
WILKEN	W 3465 NRR	B	62.2	9/29	2.7	39	56.7	69.5	60.3	57.7	
WILKEN	W 3479 NRR	B	62.3	9/30	3.0	36	58.5	72.0	56.4	57.8	
WILKEN	W 3487 NRR	B	64.9	10/4	2.6	37	63.4	72.6	58.6		
WILKEN	W 3488 NRR	B	66.4	10/1	2.5	38	62.8	75.8	60.7	61.0	
WILKEN	W 3577 NRR*	B	61.6	9/29	2.5	38	60.5	69.6	54.7	58.2	
WILKEN	W 3592 NRR	B	64.4	10/5	2.9	40	60.9	73.7	58.5	58.6	
WILLCROSS	RR 2378 N	T	59.9	9/29	2.6	38	60.2	68.9	50.5		
WILLCROSS	RR 2389 N	T	65.4	10/4	2.8	37	61.7	76.0	58.6		
WILLCROSS	RR 2398 N	T	63.4	10/5	2.9	39	60.0	72.4	57.9		
	AVERAGE		63.3	9/29	2.7	38	59.8	73.2	57.0	59.0	
	L.S.D. 25% LEVEL		2.0		0.3	1	2.7	2.4	2.6		
	COEFF. OF VAR. (%)		5.8		19.6	6	4.9	3.5	4.8		
MATURITY GROUP 4											
ARISE	4209 RS	B	62.5	10/4	3.2	40	57.4	70.3	59.8		
BECK	422 NRR*	F	63.5	10/7	3.1	37	58.7	72.6	59.4		
DYNA-GRO	33A40	B	61.4	10/5	3.2	38	57.5	70.1	56.5		
EXCEL	8407 NRR	U	61.5	10/5	2.3	40	57.7	73.2	53.7		
GREAT HEART	GT-438 CRR*	F	59.2	10/8	3.1	40	53.4	69.5	54.6		
HORIZON	H 401 N	U	62.2	10/3	3.1	38	56.0	70.3	60.4		
HORIZON	H 406 N	U	61.0	10/5	3.4	36	55.8	70.3	56.9	55.2	
HORIZON	H 419 N	U	60.0	10/4	2.9	37	55.3	66.3	58.3	55.9	
HORIZON	H 422 N	U	62.6	10/7	3.1	37	57.3	74.7	55.7	57.5	
KITCHEN	KSC 4082 CRR	U	59.2	10/4	2.3	39	55.6	68.9	53.2		
KRUGER	K-410 RRSCN	U	62.3	10/6	3.2	38	56.5	70.3	60.1	58.6	
KRUGER	K-417 RRSCN	U	60.9	10/4	2.9	38	55.4	68.7	58.6		
KRUGER	K-428 RRSCN	U	61.7	10/10	3.3	39	60.0	67.5	57.6		
KRUGER	K-433 RRSCN	U	61.5	10/10	3.3	45	58.4	69.3	56.9	53.4	
KRUGER	K-439 RRSCN	U	63.5	10/6	2.7	36	59.9	70.1	60.4		
LEWIS	4207*	F	62.3	10/7	3.1	38	58.7	71.6	56.5		
MERSCHMAN	PHOENIX 940 RR	B	60.6	10/4	3.1	38	55.3	68.2	58.2		
NK BRAND	S 41-R6*	B	60.3	10/5	3.2	38	56.4	69.9	54.4		
NUTECH	NT-4041 RRSCN*	B	61.5	10/7	3.2	39	53.0	72.9	58.6	57.6	
PIONEER	94Y01*	B	63.4	10/6	3.2	42	58.9	72.7	58.6		
STINE	4020-4*	U	59.7	10/3	2.8	36	52.3	68.4	58.5		
STINE	4182-4*	U	59.0	10/6	3.0	39	51.1	66.9	59.1	54.6	
STINE	4282-4*	U	61.4	10/7	2.9	38	55.5	73.3	55.2		
TRISOY	4275 RR(CN)	B	63.2	10/7	3.1	38	58.8	74.0	56.9		
VIGORO	V 40N8 RS*	F	61.7	10/5	3.3	40	56.2	69.9	59.0		
	AVERAGE		61.4	10/6	3.0	39	56.5	70.4	57.5	56.1	
	L.S.D. 25% LEVEL		2.0		0.2	1	3.6	4.1	2.2		
	COEFF. OF VAR. (%)		6.1		14.9	7	6.7	3.5	4.1		

1IST= Insecticide Seed Treatment: U= Untreated, F= Fungicide, I= Insecticide, B= Insecticide+Fungicide, T= Treatment Unknown

**2008 Soybean Test Results
Region 4: Roundup Resistant (30-inch row spacing)**

COMPANY	*Producer Nominated VARIETY*	IST ¹	Regional Results				St. Peter	Belleville	2 yr	3 yr
			Yield bu/a	Maturity Date	Lodging	Height in	Yield bu/a	Yield bu/a	Avg Yield bu/a	Avg Yield bu/a
MATURITY GROUP 3										
AGVENTURE	34G4 NRR*	U	56.7	10/2	3.9	32	53.8	59.7		
AGVENTURE	36P1 NRR*	U	55.3	10/3	3.4	34	51.5	59.2		
ARISE	3508 NRR	B	60.1	10/3	3.4	33	61.3	58.9		
ARISE	3807 NRR	B	55.2	10/4	4.0	39	55.2	55.1	50.9	51.5
ARISE	3836 NRS	B	57.0	10/10	3.6	33	59.4	54.7	53.2	54.1
ARISE	3909 NRS	B	59.6	10/2	3.6	34	61.3	58.0		
ASGROW	AG 3705	U	55.8	10/2	3.6	31	54.8	56.7	52.8	
ASGROW	AG 3803	U	64.1	10/7	3.7	38	63.2	65.0	60.0	
ASGROW	AG 3905*	U	54.6	10/6	3.7	33	54.5	54.7	53.2	55.3
BAKER	3945 NRR	U	55.6	10/7	3.9	33	57.6	53.5	53.1	54.1
BECK	364 NRR	F	58.4	10/3	3.7	36	54.3	62.4		
BECK	377 NRR	B	54.8	10/3	3.4	36	54.3	55.3		
BECK	383 NRR	F	63.8	10/6	3.4	35	62.6	64.9	58.2	57.6
BECK	399 NRR	F	55.6	10/4	3.8	35	53.6	57.6	55.5	
CROPLAN	RC 3667*	F	59.5	10/3	3.6	34	59.7	59.3		
CROPLAN	RC 3757*	F	60.9	10/9	3.1	34	57.9	63.9		
CROPLAN	RC 3864 STS*	F	54.1	10/5	3.3	35	52.0	56.1		
CROW'S	C 3817 R*	U	58.4	10/8	3.5	35	61.1	55.8		
CROW'S	C 3916 R*	U	58.4	10/3	3.7	35	58.4	58.5		
DIENER	3484 CR*	U	54.1	10/2	4.0	33	52.0	56.1		
DYNA-GRO	32X39	B	58.1	10/5	3.8	37	56.7	59.6		
DYNA-GRO	35G38*	B	62.4	10/6	3.4	35	62.5	62.2		
DYNA-GRO	SX0 8137	B	58.4	10/9	3.2	34	53.1	63.7		
EXCEL	8394 NRR	U	56.4	10/6	3.2	33	54.0	58.9	53.2	55.9
FS HISOY	HS 3766	B	65.1	10/9	3.6	33	63.1	67.1	57.2	
FS HISOY	HS 3846	B	55.9	10/8	3.5	33	58.7	53.1	53.4	55.9
FS HISOY	HS 39R70	B	53.2	10/5	3.8	34	55.2	51.3	50.6	
FS HISOY	HS 4066	B	55.1	10/5	3.8	36	48.3	61.9	53.1	
FS HISOY	R 08-38	B	62.2	10/9	3.6	34	62.6	61.8		
G2 GENETICS	7333	B	56.3	10/2	3.6	35	53.3	59.4		
G2 GENETICS	7381	B	59.7	10/3	3.5	36	54.7	64.7		
G2 GENETICS	7383	B	57.5	10/2	4.1	41	54.4	60.7		
GREAT HEART	GT-380 CRR*	F	58.1	10/3	3.6	34	60.5	55.6		
GREAT HEART	GT-397 CRR*	F	55.7	10/7	3.9	37	53.3	58.1	53.3	
HOFFMAN	H 37-08 CR	B	59.3	10/4	3.2	34	56.8	61.9		
HOFFMAN	H 39-07 CR	B	61.6	10/8	3.6	35	59.3	64.0		
HORIZON	H 352 N*	U	55.8	10/4	4.1	34	56.2	55.4	55.3	
HORIZON	H 354 N	U	55.4	10/3	3.6	32	50.6	60.1		
HORIZON	H 373 N	U	52.5	10/2	3.4	33	51.7	53.4		
HORIZON	H 378 N*	U	63.1	10/6	3.5	36	65.8	60.5	57.4	
HORIZON	H 384 N	U	60.3	10/3	3.4	32	58.5	62.2		
ICORN	3.750	U	59.8	10/4	3.4	34	58.0	61.7		
ICORN	3.950	U	58.9	10/3	3.5	34	57.1	60.7		
KITCHEN	KSC 3786 CRR	U	60.0	10/4	3.5	34	57.6	62.3	55.7	
KITCHEN	KSC 3869 CRR	U	55.8	10/6	3.8	35	56.4	55.3	53.4	55.3
KITCHEN	KSC 3982 CRR	U	57.0	10/7	2.9	31	57.1	56.9	53.3	
KRUGER	K-348 RRSCN	U	57.0	10/4	3.8	31	56.4	57.5	54.1	
KRUGER	K-363 RRSCN	U	58.1	10/4	3.5	35	59.2	57.0	53.9	55.1
KRUGER	K-372 RRSCN	U	56.7	10/2	3.3	34	58.5	54.8		
KRUGER	K-384 RRSCN	U	59.3	10/6	3.4	36	57.1	61.6	56.7	
KRUGER	K-389 RRSCN	U	58.2	10/2	3.7	33	62.3	54.2	55.4	56.1
LEWIS	3909	F	63.5	10/6	3.5	36	63.7	63.4		
MAVRICK	6369 RR*	U	60.8	10/7	3.4	34	60.4	61.1	57.6	
MAVRICK	7376 RR*	U	54.6	10/4	3.6	34	55.0	54.1		
MERSCHMAN	EISENHOWER 937 RR	B	57.5	10/4	3.3	36	56.1	58.9		
MERSCHMAN	MADISON 938 RR	B	60.3	10/6	3.6	36	62.0	58.5		
MIDWEST SEED GEN	GR 3833	U	59.6	10/6	3.6	34	62.4	56.9		
MYCOGEN	5N382 RR*	U	57.3	10/3	3.8	35	60.2	54.4	54.1	
NK BRAND	S 35-T9*	B	62.2	10/4	3.7	39	59.9	64.4		
NK BRAND	S 37-F7*	B	60.3	10/4	3.9	37	56.0	64.6		
NK BRAND	S 37-P5*	B	58.5	10/4	3.8	35	58.2	58.8	52.6	
NK BRAND	S 38-D5*	B	57.7	10/5	3.7	33	58.3	57.1	52.7	
NK BRAND	S 39-A3*	B	60.7	10/5	3.8	35	58.5	63.0	55.6	
NUTECH	7354	B	58.3	10/2	3.6	35	55.8	60.9		
NUTECH	NT-3888 RRSCN	B	56.3	10/3	3.7	34	56.2	56.4	56.0	
NUTECH	NT-3909 RRSCN*	B	58.9	10/4	3.7	37	61.8	55.9	53.8	
PIONEER	93M42*	B	61.7	10/3	3.5	37	59.6	63.9	55.6	56.3
PIONEER	93M61*	B	54.9	10/1	3.7	35	53.7	56.2	54.8	
PIONEER	93Y70*	B	61.6	10/3	3.8	38	61.3	61.9		
SCHILLINGER	398.RCP	F	53.4	10/11	4.1	41	54.9	51.9		
SOUTHERN CROSS	LUCAS NRR	U	53.8	10/5	3.7	36	51.5	56.1	53.3	
STINE	3602-4*	U	64.9	10/10	3.2	35	60.5	69.3	61.1	59.7
STINE	3620-4	U	54.3	10/3	3.5	35	55.1	53.4	52.4	
STONE SEED GROUP	2373 NRR*	B	56.9	10/3	4.0	36	54.2	59.6		
STONE SEED GROUP	3A378 NRR*	B	57.9	10/2	3.5	33	55.0	60.9		
STONE SEED GROUP	3A388 NRR	B	63.4	10/6	4.0	38	63.6	63.3		
STONE SEED GROUP	3A398 NRR	B	57.0	10/4	3.7	36	53.0	61.0		

2008 Soybean Test Results
Region 4: Roundup Resistant (30-inch row spacing)

COMPANY	*Producer Nominated VARIETY*	IST ¹	Regional Results				St. Peter Yield bu/a	Belleville Yield bu/a	2 yr Avg Yield bu/a	3 yr Avg Yield bu/a
			Yield bu/a	Maturity Date	Lodging	Height in				
MATURITY GROUP 3										
TRISOY	3463 RR(CN)	B	59.2	10/2	4.0	35	57.4	61.0		
TRISOY	3874 RR(CN)*	B	56.5	10/5	3.6	34	58.1	54.9		
VIGORO	V 37N8 RR*	F	61.8	10/5	3.8	34	61.9	61.8		
VIGORO	V 39N9 RR	F	62.1	10/11	3.7	34	65.2	58.9		
	AVERAGE		58.3	10/4	3.6	35	57.4	59.1	54.6	55.6
	L.S.D. 25% LEVEL		3.8		0.2	2	3.0	3.2		
	COEFF. OF VAR. (%)		9.6		10.1	8	5.6	5.7		
MATURITY GROUP 4										
ARISE	4209 RS	B	63.3	10/12	3.7	38	62.7	63.9		
ARISE	4407 NRR	B	63.2	10/12	3.6	38	62.2	64.3	59.3	58.2
ARISE	4606 NRR	B	63.1	10/17	4.1	45	65.0	61.1	57.6	58.6
ARISE	4708 NRR	B	63.7	10/16	4.1	40	63.0	64.5	56.4	
ASGROW	AG 4005	U	63.6	10/12	4.0	36	62.5	64.6		
ASGROW	AG 4103*	U	60.5	10/11	3.9	40	57.6	63.5	53.7	56.3
ASGROW	AG 4403*	U	60.5	10/12	3.7	40	58.5	62.4		
ASGROW	AG 4404	U	61.9	10/12	3.8	41	61.2	62.5	56.2	57.6
ASGROW	AG 4405*	U	62.1	10/11	3.9	38	62.1	62.2	54.0	
ASGROW	AG 4703	U	62.3	10/14	4.0	38	61.2	63.5	56.7	59.0
BAKER	4065 NRR	U	61.7	10/12	4.2	41	60.9	62.4		
BAKER	4495 NRRSTS	U	65.1	10/11	3.5	34	62.0	68.2		
BAKER	4795 NRRSTS	U	61.5	10/14	3.7	41	67.1	56.0		
BECK	422 NRR*	F	59.7	10/12	3.7	35	59.3	60.0	56.4	59.3
BECK	445 NRR	B	63.0	10/9	3.5	33	62.4	63.7		
CROW'S	C 4142 R*	U	60.4	10/12	3.8	39	61.2	59.5	55.9	
CROW'S	C 4517 R*	U	64.8	10/15	4.0	41	63.9	65.7		
DELTA GROW	4840	F	62.6	10/15	4.2	39	61.4	63.9		
DELTA GROW	4150 RR	F	60.0	10/13	4.1	37	58.1	61.8	56.3	
DELTA GROW	4460 RR	F	64.8	10/16	4.1	42	60.6	68.9	56.4	
DELTA GROW	4770 RR	F	63.1	10/11	3.9	42	62.3	63.8		
DELTA GROW	4780 RR	F	68.5	10/15	3.8	43	64.5	72.5		
DELTA GROW	4820 RR	F	59.1	10/15	4.0	37	61.3	57.0		
DYNA-GRO	33A40	B	65.2	10/12	4.0	37	65.0	65.5		
DYNA-GRO	35D44*	B	56.7	10/12	3.5	39	53.3	60.0		
DYNA-GRO	37A44*	B	62.7	10/15	4.0	43	62.2	63.2	55.9	56.3
DYNA-GRO	38C42	B	64.0	10/13	4.0	36	61.4	66.5		
EXCEL	8407 NRR	U	62.1	10/11	3.3	38	59.5	64.7	58.2	
EXCEL	8442 NRR	U	65.3	10/12	4.1	36	60.2	70.5		
EXCEL	8454 NRRSTS	U	61.3	10/14	3.7	37	61.3	61.3		
FS HISOY	HS 4366	B	61.1	10/11	3.9	35	62.3	59.9	57.4	
FS HISOY	HS 45T70	B	65.4	10/13	3.5	34	63.4	67.4	62.0	
FS HISOY	HS 4766	B	61.9	10/14	3.6	34	59.2	64.7	56.9	
FS HISOY	HS 48R70	B	65.4	10/14	3.7	40	63.4	67.5	59.3	
FS HISOY	R 08-41	B	60.8	10/11	3.6	35	59.2	62.4		
FS HISOY	T 08-42	B	65.0	10/12	3.6	37	65.4	64.6		
FS HISOY	T 08-46	B	63.3	10/13	3.5	41	66.8	59.8		
G2 GENETICS	7401	B	64.4	10/11	3.8	39	65.4	63.5		
GREAT HEART	GT-438 CRR*	F	65.3	10/12	4.0	39	66.8	63.7		
GREAT HEART	GT-443 CRS	U	63.1	10/12	3.3	35	60.3	66.0		
GREAT HEART	GT-462 CRR*	F	66.1	10/14	3.8	43	63.2	69.0		
GREAT HEART	GT-467 CRR*	F	67.2	10/16	3.9	43	67.1	67.4	61.4	
GREAT HEART	GT-474 CRS	F	63.6	10/17	3.5	41	68.3	58.9		
HOBLIT	HB 401 NRR	U	60.1	10/6	3.1	35	58.3	61.9		
HOFFMAN	H 40-08 CR	B	55.7	10/8	3.4	34	56.9	54.4		
HOFFMAN	H 41-08 CR	B	62.1	10/11	3.5	36	60.4	63.7		
HOFFMAN	H 43-08 CR	B	60.7	10/9	3.9	38	63.4	57.9		
HOFFMAN	H 45-09 CR	B	58.3	10/12	3.8	38	59.8	56.7		
HOFFMAN	H 47-08 CR	B	59.1	10/16	3.9	42	58.2	60.0		
HORIZON	H 401 N	U	64.2	10/11	4.0	37	63.9	64.5		
HORIZON	H 406 N	U	55.4	10/9	4.0	34	57.1	53.8	53.5	54.7
HORIZON	H 419 N	U	63.0	10/13	3.4	35	61.2	64.8	58.5	
HORIZON	H 422 N	U	60.8	10/11	3.8	35	60.5	61.1	58.3	
HORIZON	H 424 N	U	59.9	10/11	3.4	36	59.8	60.0	56.0	54.9
HORIZON	H 447 N	U	63.4	10/11	3.4	34	62.9	63.9		
KITCHEN	KSC 4082 CRR	U	60.9	10/8	3.3	36	62.8	59.0		
KRUGER	K-410 RRSCN	U	64.5	10/11	4.0	37	61.5	67.5	61.6	60.6
KRUGER	K-417 RRSCN	U	62.1	10/12	3.6	36	61.1	63.0		
KRUGER	K-428 RRSCN	U	62.0	10/15	3.7	36	61.4	62.7		
KRUGER	K-433 RRSCN	U	60.5	10/14	4.2	43	64.4	56.6	55.0	57.7
KRUGER	K-439 RRSCN	U	66.8	10/12	3.5	34	64.5	69.1		
KRUGER	K-476 RRSCN	U	63.3	10/15	3.4	34	61.7	64.9	58.7	59.9
KRUGER	K-489 RRSCN	U	61.6	10/13	3.6	40	66.1	57.1		
LEWIS	4009	F	65.3	10/11	3.5	38	61.4	69.3		
LEWIS	4159	F	64.6	10/11	3.8	39	65.3	63.9		
LEWIS	4408	F	65.1	10/13	3.7	35	64.3	65.8	60.9	
LEWIS	4729	F	60.8	10/12	3.7	39	64.3	57.3		

**2008 Soybean Test Results
Region 4: Roundup Resistant (30-inch row spacing)**

COMPANY	*Producer Nominated VARIETY*	IST ¹	Regional Results				St. Peter	Belleville	2 yr	3 yr
			Yield bu/a	Maturity Date	Lodging	Height in	Yield bu/a	Yield bu/a	Avg Yield bu/a	Avg Yield bu/a
MATURITY GROUP 4										
LEWIS	4207*	F	62.2	10/14	4.0	37	62.4	62.0	57.3	58.1
MERSCHMAN	ATLANTA 846 RR*	F	62.1	10/11	3.8	37	62.7	61.4		
MERSCHMAN	CHARLESTON 649 RR*	F	65.6	10/17	4.0	40	64.8	66.4		
MERSCHMAN	MEMPHIS 943 RR	B	67.1	10/12	3.4	35	65.4	68.9		
MERSCHMAN	PHOENIX 940 RR	B	64.7	10/12	3.6	36	62.9	66.5		
MERSCHMAN	SANTA FE 945 RR	B	63.3	10/11	3.2	35	63.9	62.7		
MIDWEST SEED GEN	GR 4133	U	63.6	10/11	3.4	37	60.3	66.9		
MIDWEST SEED GEN	GR 4533	U	57.2	10/9	3.9	37	59.0	55.4		
MYCOGEN	5N441 RR*	U	64.4	10/13	4.0	44	64.3	64.5	55.7	
NK BRAND	S 41-R6*	B	62.9	10/11	3.7	36	63.9	61.8		
NK BRAND	S 43-B1*	B	61.8	10/11	3.9	42	61.4	62.1	52.7	54.2
NK BRAND	S 43-N6	B	62.8	10/14	3.8	42	63.7	61.9		
NK BRAND	S 44-D5*	B	63.8	10/11	3.6	38	59.5	68.1		
NK BRAND	S 45-E5*	B	59.2	10/15	3.9	45	61.4	57.0	55.1	
NK BRAND	S 47-D9	B	57.0	10/12	3.2	38	58.0	56.1		
NUTECH	7417	B	62.5	10/12	3.6	38	61.5	63.6		
NUTECH	7438	B	67.9	10/11	3.4	37	65.9	69.9	61.5	
NUTECH	7475	B	61.5	10/13	3.3	35	58.4	64.7		
NUTECH	NT-4041 RRSCN*	B	65.9	10/13	3.9	39	68.6	63.2	60.3	
PIONEER	94M30*	B	61.9	10/17	3.9	36	61.0	62.8	57.0	
PIONEER	94M50*	B	63.6	10/12	3.7	39	62.1	65.0	58.5	58.6
PIONEER	94M70*	B	64.1	10/13	4.0	44	62.6	65.5		
PIONEER	94M80*	B	60.2	10/15	3.8	45	58.7	61.6		
PIONEER	94Y01*	B	64.1	10/12	3.8	40	62.8	65.5		
PIONEER	94Y20*	B	63.2	10/11	3.9	40	61.7	64.6		
PIONEER	94Y60*	B	62.7	10/15	3.6	35	59.0	66.4		
PIONEER	94Y70*	B	65.1	10/11	3.5	44	64.4	65.7		
SCHILLINGER	457.RCP	F	60.1	10/11	4.0	45	60.4	59.9		
SOUTHERN CROSS	CALEB NRRSTS	U	65.7	10/10	3.6	34	66.2	65.3	61.8	
SOUTHERN CROSS	ELI NRRSTS	U	59.0	10/15	3.1	32	59.2	58.7	56.0	56.5
SOUTHERN CROSS	GALILEE NRR	U	63.5	10/15	3.7	41	64.1	62.9	58.3	
SOUTHERN CROSS	JERICO NRR	U	62.1	10/12	3.6	36	62.6	61.6		
SOUTHERN CROSS	LOT NRRSTS	U	64.0	10/12	3.6	36	63.3	64.6		
SOUTHERN CROSS	RUFUS NRRSTS	U	63.4	10/15	3.4	41	67.5	59.3		
STEYER	4210 RR	U	63.9	10/10	3.6	37	63.9	63.9		
STEYER	4430 RR	U	64.9	10/11	3.7	34	62.5	67.2	60.0	
STINE	4020-4*	U	62.9	10/11	3.5	36	61.7	64.1		
STINE	4182-4*	U	64.4	10/11	3.7	38	63.9	64.8	60.0	
STINE	4282-4*	U	60.7	10/12	3.8	36	61.5	60.0	57.1	
STINE	4782-4	U	64.9	10/15	3.3	35	64.2	65.5		
STONE SEED GROUP	3A449 NRRSTS	B	65.7	10/11	3.4	36	65.5	65.8		
STONE SEED GROUP	3B408 NRR	B	61.3	10/11	3.7	38	59.6	62.9		
TRISOY	4184 RR(CN)	B	64.6	10/12	3.5	38	63.9	65.4		
TRISOY	4275 RR(CN)	B	63.4	10/12	3.6	36	61.2	65.5		
TRISOY	4586 RR(CN)	B	67.4	10/12	3.5	36	64.8	69.9		
TRISOY	4788 RR(CN)	B	60.2	10/14	3.4	43	65.2	55.2		
VIGORO	V 40N8 RS*	F	64.4	10/13	4.0	36	64.9	64.0		
VIGORO	V 42N9 RS	F	62.3	10/11	3.5	35	61.5	63.2		
VIGORO	V 44N9 RS	F	65.7	10/13	3.5	33	66.0	65.4		
VIGORO	V 45N9 RR	F	61.5	10/16	3.8	40	60.5	62.5		
VIGORO	V 47N9 RS	F	64.0	10/12	3.5	41	68.4	59.5		
	AVERAGE		62.8	10/12	3.7	38	62.4	63.2	57.6	57.5
	L.S.D. 25% LEVEL		3.4		0.3	2	2.6	3.8		
	COEFF. OF VAR. (%)		8.1		12.8	8	4.4	6.5		

¹IST= Insecticide Seed Treatment: U= Untreated, F= Fungicide, B= Insecticide+Fungicide

**2008 Soybean Test Results
Region 5: Roundup Resistant (30-inch row spacing)**

COMPANY	*Producer Nominated VARIETY*	IST ¹	Regional Results				Elkville	Harrisburg	2 yr	3 yr
			Yield bu/a	Maturity Date	Lodging	Height in	Yield bu/a	Yield bu/a	Avg Yield bu/a	Avg Yield bu/a
MATURITY GROUP 3										
AGVENTURE	34G4 NRR*	U	66.2	9/23	1.8	39	59.8	72.5		
AGVENTURE	36P1 NRR*	U	66.6	9/22	2.1	38	58.7	74.5		
ARISE	3807 NRR	B	61.2	9/24	3.3	45	56.6	65.8	50.4	52.6
ARISE	3909 NRS	B	63.9	9/24	2.1	36	61.9	65.9		
ASGROW	AG 3905*	U	66.4	9/25	2.4	40	65.9	66.9	54.8	56.3
CROPLAN	RC 3757*	F	71.6	9/25	2.4	40	64.6	78.7		
CROPLAN	RC 3864 STS*	F	70.6	9/23	2.2	40	67.4	73.8		
DYNA-GRO	32X39	B	73.6	9/24	2.1	40	70.0	77.2		
FS HISOY	HS 4066	B	68.2	9/25	2.8	41	65.4	71.0		
GREAT HEART	GT-380 CRR*	F	65.3	9/25	1.8	41	64.7	66.0		

**2008 Soybean Test Results
Region 5: Roundup Resistant (30-inch row spacing)**

COMPANY	*Producer Nominated VARIETY*	IST ¹	Regional Results				Elkville	Harrisburg	2 yr	3 yr
			Yield bu/a	Maturity Date	Lodging	Height in	Yield bu/a	Yield bu/a	Avg Yield bu/a	Avg Yield bu/a
MATURITY GROUP 3										
GREAT HEART	GT-397 CRR*	F	69.3	9/25	2.8	42	66.8	71.9		
HOFFMAN	H 37-08 CR	B	69.3	9/24	2.0	38	63.4	75.2		
HOFFMAN	H 39-07 CR	B	70.0	9/26	2.0	38	65.3	74.6		
KRUGER	K-363 RRSCN	U	65.7	9/22	2.0	38	58.5	72.9	52.1	
KRUGER	K-372 RRSCN	U	66.6	9/24	1.8	37	62.6	70.7		
KRUGER	K-384 RRSCN	U	68.6	9/24	2.4	41	64.4	72.7	58.3	
KRUGER	K-389 RRSCN	U	69.6	9/23	2.2	37	68.1	71.1	55.2	58.3
NK BRAND	S 38-D5*	B	67.7	9/23	2.0	37	62.5	72.8	54.9	
NK BRAND	S 39-A3*	B	73.0	9/26	2.5	38	67.6	78.3	56.8	
SOUTHERN CROSS	LUCAS NRR	U	65.2	9/22	2.3	41	64.2	66.3	55.2	
SOUTHERN STATES	RT 3860	F	69.7	9/22	1.7	37	57.6	81.7	54.8	56.4
SOUTHERN STATES	RT 3871 N	F	67.5	9/27	2.3	41	70.5	64.5	54.4	
SOUTHERN STATES	RT 3971 N	F	71.6	9/24	1.9	38	68.7	74.5	58.0	
STONE SEED GROUP	3A398 NRR	B	71.5	9/25	2.0	39	64.7	78.3		
TRISOY	3675 RR(CN)	B	70.0	9/22	1.9	40	67.8	72.3		
TRISOY	3977 RR(CN)	B	71.7	9/24	2.0	40	70.0	73.4	57.7	
	AVERAGE		68.4	9/24	2.2	40	64.4	72.4	55.2	55.9
	L.S.D. 25% LEVEL		4.8		0.3	2	3.8	3.0		
	COEFF. OF VAR. (%)		10.4		21.9	7	6.2	4.3		
MATURITY GROUP 4										
ARISE	4209 RS	B	72.5	9/27	2.6	40	63.7	81.3		
ARISE	4407 NRR	B	70.2	9/29	2.0	40	66.5	74.0	58.9	60.6
ARISE	4606 NRR	B	68.4	10/4	3.1	47	63.0	73.7	57.5	59.4
ARISE	4708 NRR	B	65.3	10/1	3.0	41	64.5	66.2	57.4	
ASGROW	AG 4005	U	73.6	9/27	2.1	42	70.1	77.1		
ASGROW	AG 4103*	U	67.0	9/25	2.3	40	61.7	72.3	55.3	59.0
ASGROW	AG 4403*	U	59.9	9/27	2.5	43	56.4	63.4		
ASGROW	AG 4404	U	67.4	9/29	2.6	40	63.3	71.5	54.1	57.4
ASGROW	AG 4405*	U	64.9	9/26	2.4	40	64.7	65.0	53.7	
ASGROW	AG 4703	U	68.3	9/30	2.6	40	62.0	74.7	56.7	58.1
ASGROW	AG 4907	U	70.8	10/3	3.0	46	67.7	74.0		
BAKER	4495 NRRSTS	U	74.4	9/29	2.4	38	68.0	80.7		
BAKER	4825 NRR	U	58.3	10/3	3.0	46	52.0	64.6	50.1	52.8
CROW'S	C 4517 R*	U	67.2	9/30	3.2	44	63.9	70.6		
CROW'S	C 4519 R	U	65.8	10/1	3.0	40	63.0	68.6		
DELTA GROW	4840	F	63.8	9/30	3.6	41	63.5	64.1		
DELTA GROW	4150 RR	F	65.1	9/29	2.6	41	60.4	69.9	57.3	
DELTA GROW	4460 RR	F	65.0	9/28	3.0	48	62.9	67.1	55.4	
DELTA GROW	4770 RR	F	68.4	9/28	3.4	46	66.2	70.5		
DELTA GROW	4780 RR	F	70.9	9/30	2.9	46	69.8	71.9		
DELTA GROW	4820 RR	F	63.3	10/1	2.9	40	62.1	64.4		
DYNA-GRO	33A40	B	72.0	9/28	2.4	40	62.4	81.5		
DYNA-GRO	35D44*	B	66.3	9/29	2.9	45	63.8	68.8		
DYNA-GRO	37A44*	B	66.0	9/29	2.7	46	63.9	68.2	54.8	56.0
DYNA-GRO	38C42	B	71.5	9/29	2.2	37	63.5	79.6		
FS HISOY	HS 4366	B	67.4	9/28	2.2	38	62.6	72.3	55.6	
FS HISOY	HS 45T70	B	72.8	9/29	2.3	35	67.1	78.6	60.5	
FS HISOY	HS 4766	B	68.8	10/4	2.3	36	64.4	73.3	57.5	
FS HISOY	HS 48R70	B	65.5	10/1	2.8	44	61.6	69.4	55.1	
FS HISOY	R 08-41	B	64.8	9/24	1.8	39	64.9	64.7		
FS HISOY	T 08-42	B	69.9	9/26	2.5	39	64.5	75.3		
FS HISOY	T 08-46	B	73.0	9/30	2.6	43	69.9	76.0		
GREAT HEART	GT-438 CRR*	F	68.9	9/29	2.6	40	67.5	70.2		
GREAT HEART	GT-462 CRR*	F	66.3	10/1	3.2	44	63.9	68.8		
GREAT HEART	GT-467 CRR*	F	68.8	10/1	3.0	45	65.1	72.4	57.3	
HOFFMAN	H 40-08 CR	B	66.3	9/26	1.9	40	66.7	65.9		
HOFFMAN	H 41-08 CR	B	70.3	9/27	2.5	39	62.0	78.6		
HOFFMAN	H 43-08 CR	B	68.6	9/28	3.2	42	64.8	72.5		
HOFFMAN	H 45-09 CR	B	72.1	10/3	2.5	41	68.5	75.7		
HOFFMAN	H 47-08 CR	B	62.4	10/5	2.8	45	62.4	62.3		
KRUGER	K-410 RRSCN	U	72.8	9/25	2.4	41	65.0	80.7	60.8	61.2
KRUGER	K-417 RRSCN	U	71.5	9/26	2.6	40	66.9	76.2		
KRUGER	K-428 RRSCN	U	64.1	10/2	2.3	40	61.3	67.0		
KRUGER	K-433 RRSCN	U	66.0	9/28	3.0	47	61.5	70.5	54.0	56.4
KRUGER	K-439 RRSCN	U	75.8	9/27	2.2	35	71.0	80.6		
KRUGER	K-476 RRSCN	U	69.6	10/3	2.2	37	66.3	72.9	59.7	61.9
KRUGER	K-489 RRSCN	U	69.7	9/30	2.7	43	68.6	70.8		
MERSCHMAN	ATLANTA 846 RR*	F	61.3	9/30	2.3	41	63.8	58.8		
MERSCHMAN	CHARLESTON 649 RR*	F	62.1	10/3	2.7	43	62.0	62.2		
MIDWEST SEED GEN	GR 4533	U	64.6	10/1	3.1	42	62.3	66.9		
MIDWEST SEED GEN	GR 4833	U	68.2	9/29	2.6	40	62.9	73.4		
MYCOGEN	5N461 RR*	U	71.4	10/3	2.0	38	69.9	72.9	59.4	
NK BRAND	S 41-R6*	B	71.1	9/27	1.9	38	63.7	78.5		
NK BRAND	S 43-B1*	B	64.5	9/27	2.9	43	56.8	72.1	51.0	54.0
NK BRAND	S 43-N6	B	68.8	9/25	2.3	41	65.4	72.3		

**2008 Soybean Test Results
Region 5: Roundup Resistant (30-inch row spacing)**

COMPANY	*Producer Nominated VARIETY*	IST ¹	Regional Results				Elkville	Harrisburg	2 yr	3 yr
			Yield bu/a	Maturity Date	Lodging	Height in	Yield bu/a	Yield bu/a	Avg Yield bu/a	Avg Yield bu/a
MATURITY GROUP 4										
NK BRAND	S 44-D5*	B	67.2	9/30	2.8	39	60.3	74.0		
NK BRAND	S 45-E5*	B	63.1	9/27	2.8	45	60.8	65.4	52.4	
NK BRAND	S 47-D9	B	63.6	10/2	1.9	41	63.5	63.7		
PIONEER	94M30*	B	71.7	9/28	2.7	42	65.3	78.2	61.3	61.0
PIONEER	94M50*	B	69.0	9/28	2.4	39	62.8	75.1	60.0	60.4
PIONEER	94M70*	B	65.3	9/28	3.5	45	64.9	65.7		
PIONEER	94M80*	B	61.7	10/3	3.4	48	61.1	62.3	51.9	54.2
PIONEER	94Y01*	B	72.0	9/24	2.6	45	65.4	78.7		
PIONEER	94Y20*	B	70.2	9/27	3.0	45	66.3	74.2		
PIONEER	94Y60*	B	72.3	10/1	2.4	43	67.0	77.6		
PIONEER	94Y70*	B	69.1	9/28	2.9	46	67.4	70.9		
SOUTHERN CROSS	CALEB NRRSTS	U	72.3	9/30	2.1	36	64.4	80.2	60.5	
SOUTHERN CROSS	ELI NRRSTS	U	67.6	10/4	2.3	36	62.4	72.8	58.0	60.6
SOUTHERN CROSS	GALILEE NRR	U	70.5	10/1	2.8	46	68.5	72.6	58.5	
SOUTHERN CROSS	JERICO NRR	U	77.4	9/28	2.4	40	73.3	81.6		
SOUTHERN CROSS	LOT NRRSTS	U	70.6	9/25	2.5	40	67.2	74.0		
SOUTHERN CROSS	RUFUS NRRSTS	U	71.4	9/29	2.5	42	68.6	74.2		
SOUTHERN STATES	RT 4370 N	F	64.0	9/28	2.9	46	63.7	64.2	54.5	
SOUTHERN STATES	RT 4440 N	F	63.7	9/28	2.4	42	57.1	70.3	52.4	54.3
SOUTHERN STATES	RT 4451 N	F	66.5	9/29	2.8	47	63.8	69.1		
SOUTHERN STATES	RT 4470 N	F	74.9	9/29	2.3	36	68.0	81.9	61.4	
SOUTHERN STATES	RT 4551 N	F	57.2	9/30	2.9	42	52.3	62.1	51.4	53.0
SOUTHERN STATES	RT 4777 N	F	68.3	10/2	3.1	46	68.8	67.9	57.7	59.2
SOUTHERN STATES	RT 4808 N	F	70.6	9/29	3.4	44	68.5	72.7	60.9	60.4
SOUTHERN STATES	RT 4888 N	F	66.6	10/2	3.2	44	66.6	66.5		
SOUTHERN STATES	RT 4996 N	F	66.6	10/3	3.4	46	65.8	67.3	54.3	56.7
STEYER	4210 RR	U	76.4	9/28	2.2	40	71.6	81.3		
STEYER	4430 RR	U	72.1	9/29	2.3	35	64.6	79.7	60.7	
STINE	4392-4	U	73.0	9/28	2.2	36	66.3	79.6	60.9	
STINE	4782-4	U	71.9	10/3	2.2	37	69.3	74.6	59.0	
STONE SEED GROUP	3A449 NRRSTS	B	74.8	9/30	2.5	38	70.0	79.7		
STONE SEED GROUP	3B408 NRR	B	64.7	9/24	1.9	40	61.4	67.9		
TRISOY	4184 RR(CN)	B	70.7	9/28	2.4	40	66.2	75.2		
TRISOY	4475 RR(CN)	B	67.4	9/30	3.0	47	65.1	69.7	55.6	
TRISOY	4586 RR(CN)	B	73.8	9/29	2.3	37	65.9	81.7		
TRISOY	4760 RR(CN)	B	73.2	10/3	2.2	39	71.4	75.1	58.9	
TRISOY	4788 RR(CN)	B	70.5	9/30	2.5	43	65.7	75.3		
	AVERAGE		68.5	9/29	2.6	42	64.7	72.2	56.8	57.8
	L.S.D. 25% LEVEL		4.1		0.3	2	3.3	4.8		
	COEFF. OF VAR. (%)		9.0		14.5	7	5.4	4.0		
MATURITY GROUP 5										
CROW'S	C 5015 R	U	57.8	10/8	3.3	45	61.1	54.4		
EXCEL	8512 NRR*	U	57.3	10/12	3.4	45	55.8	58.8		
MIDWEST SEED GEN	GR 5031	U	56.2	10/7	3.4	42	59.0	53.4		
MW PREMIUM GEN	MPV 5206 NRR*	U	55.1	10/13	3.8	40	53.8	56.4		
MW PREMIUM GEN	MPV 5308 NRR*	F	59.6	10/13	4.2	41	59.2	60.0		
SOUTHERN CROSS	DAMASCUS NRRSTS	U	57.6	10/7	3.3	42	52.8	62.4	48.6	51.1
SOUTHERN STATES	RT 5160 N	F	54.6	10/12	3.5	38	57.2	52.1	45.8	47.3
	AVERAGE		56.9	10/10	3.6	42	57.0	56.8	47.2	49.2
	L.S.D. 25% LEVEL		5.3		0.2	4	1.3	1.5		
	COEFF. OF VAR. (%)		12.8		7.4	13	3.9	4.7		

¹IST= Insecticide Seed Treatment: U= Untreated, F= Fungicide, B= Insecticide+Fungicide

**2008 Soybean Test Results
Urbana: Roundup Resistant (7-inch row spacing)**

COMPANY	* Producer Nominated VARIETY *	IST ¹	Yield bu/a	Maturity Date	Lodging	Height in	2 yr Avg Yield bu/a	3 yr Avg Yield bu/a
MATURITY GROUP 2								
AGVENTURE	28G9 NRR*	U	64.7	9/25	1.5	33	61.4	
AGVENTURE	29G9 NRR*	U	61.2	9/25	1.7	31	60.6	
BECK	296 NRR	B	65.1	9/23	2.0	34		
DAIRYLAND	DSR-2850 RRSTSHP*	U	61.9	9/24	2.0	35	58.8	59.9
DAIRYLAND	DSR-2929 RR*	U	63.3	9/25	2.0	34	60.1	62.8
HORIZON	H 296 N*	U	58.5	9/27	2.0	33	58.3	
KRUGER	K-274 RRSCN	U	61.3	9/24	1.7	32		
PUBLIC	LD 06-50113 R*	U	55.2	9/20	1.8	32		
PUBLIC	LD 06-50122 R*	U	55.5	9/15	1.7	30		
SUN PRAIRIE	2904 NRR*	U	62.9	9/24	2.0	35	61.4	
SUN PRAIRIE	2967 NRR*	U	63.9	9/27	2.2	33		
	AVERAGE		61.2	9/23	1.9	33	60.1	61.4
	L.S.D. 25% LEVEL		1.8		0.1	1		
	COEFF. OF VAR. (%)		5.1		10.7	5		
MATURITY GROUP 3								
AGVENTURE	33G3 NRR*	U	64.4	9/28	2.5	33	63.3	
AGVENTURE	34G4 NRR*	U	61.1	9/30	2.2	34	59.8	
AGVENTURE	36P1 NRR*	U	65.4	10/2	2.2	35		
BECK	307 NRR	F	67.7	9/27	2.5	35	64.6	
BECK	321 NRR	F	61.4	9/27	2.3	32	65.2	63.7
BECK	342 NRR	F	64.1	9/30	2.2	36	61.0	59.6
BECK	377 NRR	B	64.8	9/30	2.3	39		
BECK	383 NRR	F	65.2	9/30	2.0	36		
CROPLAN	RC 3667*	F	66.6	10/1	2.3	37		
CROPLAN	RC 3757*	F	62.8	10/2	2.5	38		
CROW'S	C 3418 R*	U	64.6	9/29	2.3	35		
CROW'S	C 3818 R	U	65.4	10/2	2.5	35		
DAIRYLAND	DSR-3130 RR	U	60.6	9/26	2.3	34	58.7	55.6
DAIRYLAND	DSR-3155 RR	U	61.7	9/28	2.3	33		
DAIRYLAND	DSR-3265 RR	U	57.8	9/28	2.5	33		
DAIRYLAND	DSR-3550 RR	U	63.1	9/29	2.3	32		
GREAT HEART	GT-353 CRS	U	66.2	9/30	2.3	38		
GREAT HEART	GT-376 CRS	F	66.9	10/2	2.2	36		
GREAT HEART	GT-380 CRR*	F	61.1	10/3	2.0	33		
GREAT HEART	GT-397 CRR*	F	62.9	10/3	2.5	38		
HORIZON	H 303 N*	U	61.9	9/28	2.7	32	61.6	59.2
HORIZON	H 340 N*	U	63.1	9/30	2.0	34	61.4	60.1
HORIZON	H 352 N*	U	61.0	9/29	2.5	31	62.7	61.4
HORIZON	H 378 N*	U	60.3	10/1	2.0	35	58.5	
KRUGER	K-316 RRSCN	U	61.6	9/28	2.0	31	60.3	
KRUGER	K-348 RRSCN	U	64.0	9/28	2.0	34	60.2	
KRUGER	K-384 RRSCN	U	68.6	10/3	2.5	37		
MIDWEST SEED GEN	GR 3433*	U	63.2	9/29	2.5	35		
MIDWEST SEED GEN	GR 3833	U	65.0	10/1	2.5	37		
SUN PRAIRIE	3430 NRR*	U	63.7	9/29	2.3	33		
	AVERAGE		63.5	9/29	2.3	35	61.4	59.9
	L.S.D. 25% LEVEL		2.2		0.3	1		
	COEFF. OF VAR. (%)		3.6		8.7	4		

¹IST= Insecticide Seed Treatment: U= Untreated, F= Fungicide, B= Insecticide+Fungicide

**2008 Soybean Test Results
Region 1: Conventional (30-inch row spacing)**

COMPANY MATURITY GROUP 2	*Producer Nominated VARIETY*	IST ¹	Regional Results			Height in	Erie Yield bu/a	Mt. Morris Yield bu/a	DeKalb Yield bu/a	2 yr Avg Yield bu/a	3 yr Avg Yield bu/a
			Yield bu/a	Maturity Date	Lodging						
HORIZON	H 281	U	56.7	9/25	3.5	34	61.3	56.1	52.7		
HORIZON	H 291 N*	U	54.8	9/26	2.7	32	58.6	56.0	49.7	59.2	60.0
HORIZON	H 292	U	58.9	9/23	2.4	31	60.7	60.6	55.3		
HORIZON	H 331 N	U	56.5	9/27	2.7	36	58.1	57.7	53.5		
HORIZON	H 361 N*	U	61.6	10/3	3.4	35	62.3	61.5	61.1	60.5	
HUGHES	225+	B	55.8	9/17	1.5	30	55.0	61.0	51.3		
NUTECH	NT-212 CN*	B	60.1	9/18	2.8	29	56.6	60.5	63.2		
NUTECH	NT-236 SCN*	B	60.8	9/17	3.1	32	54.9	63.5	64.0		
PRAIRIE BRAND	PB-226 N*	B	60.2	9/20	2.9	28	58.3	60.2	62.2		
PRAIRIE BRAND	PB-253 N*	U	57.2	9/21	3.3	33	60.0	56.3	55.3		
PRAIRIE HYBRIDS	IP 2200	U	59.5	9/18	2.6	32	59.6	61.6	57.5		
PRAIRIE HYBRIDS	IP 2402	U	48.3	9/18	2.0	28	44.1	56.4	44.5		
PRAIRIE HYBRIDS	IP 2902 N	U	47.9	9/26	3.0	32	49.2	51.6	43.1		
PRAIRIE HYBRIDS	IP 2991 N*	U	59.8	9/22	1.9	33	62.7	59.3	57.3		
PUBLIC	DWIGHT*	U	56.6	9/22	3.0	32	63.3	56.9	49.7	56.2	56.4
PUBLIC	JACK*	U	53.1	9/24	3.9	38	59.1	52.6	47.7	54.7	55.7
PUBLIC	LD 01-7323*	U	55.3	9/22	2.8	29	62.1	54.0	49.7	58.9	
PUBLIC	LD 02-4485*	U	58.7	9/22	2.8	30	58.6	61.5	56.2	58.9	
PUBLIC	LD 05-16657*	U	59.5	9/23	3.0	33	64.5	57.7	56.2		
ROESCHLEY	4229 C*	U	56.6	9/25	2.7	34	63.2	55.1	51.6		
AVERAGE			56.9	9/22	2.8	32	58.6	58.0	54.1	58.0	57.4
L.S.D. 25% LEVEL			3.6		0.4	2	3.2	4.1	5.3		
COEFF. OF VAR. (%)			11.4		26.3	10	5.8	4.2	5.9		

¹IST= Insecticide Seed Treatment: U= Untreated, F= Fungicide, B= Insecticide+Fungicide

**2008 Soybean Test Results
Region 2: Conventional (30-inch row spacing)**

COMPANY MATURITY GROUP 2	*Producer Nominated VARIETY*	IST ¹	Regional Results			Height in	Yield bu/a	Monmouth Yield bu/a	Goodfield Yield bu/a	Dwight Yield bu/a	2 yr Avg Yield bu/a	3 yr Avg Yield bu/a
			Yield bu/a	Maturity Date	Lodging							
ASOYIA	2677	B	52.1	9/14	1.8	33	56.8	50.8	48.6	50.5		
ASOYIA	2897	B	55.2	9/12	2.1	35	60.1	51.3	54.2	53.0		
HORIZON	H 281	U	62.8	9/25	3.0	33	68.8	61.4	58.3			
HORIZON	H 291 N*	U	57.5	9/23	2.4	34	60.8	54.7	57.1	55.2	57.0	
HORIZON	H 292	U	61.2	9/19	2.4	34	62.9	63.6	57.1			
NUTECH	NT-212 CN*	B	55.5	9/12	2.4	35	58.6	54.8	52.9			
NUTECH	NT-236 SCN*	B	56.7	9/11	2.6	35	63.0	54.1	53.2			
PRAIRIE BRAND	PB-253 N*	U	60.3	9/18	2.7	36	66.0	59.8	55.2			
PRAIRIE HYBRIDS	IP 2991 N*	U	60.7	9/20	1.9	35	62.5	61.1	58.4	56.1	57.3	
PUBLIC	DWIGHT*	U	58.6	9/20	2.6	35	59.7	61.5	54.5	54.9	56.1	
PUBLIC	JACK*	U	57.4	9/24	3.6	44	63.3	54.4	54.7	53.4	54.4	
PUBLIC	LD 01-7323*	U	64.1	9/18	2.7	32	71.8	61.8	58.7	59.7		
PUBLIC	LD 02-4485*	U	65.6	9/20	2.7	33	71.6	63.8	61.4	62.8		
PUBLIC	LD 05-16657*	U	63.0	9/22	2.7	35	64.6	63.3	61.1			
WILKEN	W 2338 N	B	58.7	9/14	2.7	32	67.0	54.2	55.0	57.8		
WILKEN	W 2661 N*	B	62.1	9/21	2.2	36	64.9	60.6	60.8	59.0	58.7	
WILKEN	W 2694 N	B	64.2	9/24	2.8	37	65.5	62.3	64.7	60.1	59.1	
AVERAGE			59.7	9/19	2.5	35	64.0	58.4	56.8	56.6	57.1	
L.S.D. 25% LEVEL			2.4		0.2	1	2.2	1.6	1.3			
COEFF. OF VAR. (%)			7.2		11.2	5	6.2	4.8	4.0			
MATURITY GROUP 3												
ASOYIA	3005	B	56.3	9/18	2.7	36	50.7	61.7	56.6	52.7		
ASOYIA	3208	B	56.3	9/29	3.1	38	55.2	57.1	56.5			
ASOYIA	3106 SCN	B	57.8	9/23	3.4	35	62.2	57.2	54.2	52.8		
DAIRYLAND	DSR-3590*	U	61.3	9/29	2.7	40	60.9	64.1	58.8			
FS HISOY	HS 38C60*	B	65.2	10/4	3.1	42	63.5	68.5	63.5			
FS HISOY	HS C08-34	B	64.0	9/29	3.0	34	65.6	59.5	67.0			
HORIZON	H 331 N	U	60.9	9/28	2.9	39	62.7	58.9	61.3			
HORIZON	H 361 N*	U	63.3	10/3	3.3	37	66.5	63.8	59.8	61.6	61.2	
MAVRICK	4343*	U	61.3	10/1	2.9	38	60.7	60.1	63.0			
PRAIRIE HYBRIDS	IP 2902 N	U	54.7	9/24	3.0	36	58.3	49.3	56.4	49.9	51.9	
PUBLIC	LD 01-5907*	U	60.8	9/30	3.5	36	61.5	60.2	60.7	54.9		
PUBLIC	LD 02-5124 W*	U	63.8	9/28	3.3	40	66.6	62.8	62.0			
PUBLIC	MACON*	U	58.6	9/29	3.1	36	59.1	58.5	58.1	53.6	53.1	
PUBLIC	MAVERICK*	U	59.0	10/2	3.8	46	59.9	59.4	57.8	53.0	53.7	
PUBLIC	WILLIAMS 82*	U	45.9	10/2	3.5	43	42.8	48.7	46.3	41.0	40.1	
ROESCHLEY	3469	U	61.1	10/3	2.9	39	56.5	62.0	64.7			
SCHILLINGER	348.TC	F	65.8	9/28	3.0	35	66.6	67.8	63.2			
STINE	3300-0*	U	61.1	9/27	2.2	34	61.4	59.2	62.7			
WILKEN	W 3316 N	B	57.8	9/26	3.3	36	59.3	57.0	57.1	53.9	54.8	
WILKEN	W 3318 N	B	60.4	9/27	3.0	38	64.4	58.5	58.4			
AVERAGE			59.8	9/29	3.1	38	60.2	59.7	59.4	52.6	52.5	
L.S.D. 25% LEVEL			2.9		0.3	1	6.6	7.8	2.4			
COEFF. OF VAR. (%)			8.7		16.0	6	6.6	7.9	4.2			

¹IST= Insecticide Seed Treatment: U= Untreated, F= Fungicide, B= Insecticide+Fungicide

**2008 Soybean Test Results
Region 3: Conventional (30-inch row spacing)**

COMPANY	*Producer Nominated VARIETY*	IST ¹	Regional Results				Perry Yield bu/a	New Berlin Yield bu/a	Urbana Yield bu/a	2 yr Avg Yield bu/a	3 yr Avg Yield bu/a
			Yield bu/a	Maturity Date	Lodging	Height in					
MATURITY GROUP 2											
HORIZON	H 281	U	56.9	9/25	2.9	30	54.2	70.0	46.4		
HORIZON	H 291 N*	U	53.6	9/25	2.3	31	51.9	69.0	39.8	54.8	
HORIZON	H 292	U	56.9	9/24	2.3	30	56.5	69.3	44.9		
NUTECH	NT-212 CN*	B	50.2	9/18	2.6	31	46.9	66.4	37.2		
NUTECH	NT-236 SCN*	B	50.9	9/18	2.8	33	48.1	65.2	39.3		
PRAIRIE HYBRIDS	IP 2991 N*	U	54.6	9/23	1.9	32	52.1	66.8	45.0	52.4	
PUBLIC	DWIGHT*	U	53.1	9/22	2.5	31	51.2	65.1	42.9	49.9	
PUBLIC	JACK*	U	49.3	9/24	3.6	40	41.6	63.2	42.9	46.8	
PUBLIC	LD 01-7323*	U	55.9	9/21	2.6	29	50.9	70.8	46.0	51.7	
PUBLIC	LD 02-4485*	U	57.3	9/22	2.8	31	54.9	70.7	46.3	56.8	
PUBLIC	LD 05-16657*	U	55.0	9/25	2.4	33	51.3	69.0	44.6		
AVERAGE			54.0	9/23	2.6	32	50.9	67.8	43.2	52.0	
L.S.D. 25% LEVEL			2.1		0.2	1	1.2	1.5	1.5		
COEFF. OF VAR. (%)			7.0		16.4	6	4.2	3.9	6.1		
MATURITY GROUP 3											
AG ALUMNI	CLOJ173-6-2	F	59.8	9/29	2.8	33	55.5	74.0	49.8		
AG ALUMNI	IN3C61Y	F	59.3	10/6	2.8	35	56.3	70.8	50.8		
ASOYIA	3005	B	55.5	9/27	2.9	34	54.7	66.2	45.7	50.3	
ASOYIA	3208	B	56.4	10/1	3.3	36	49.4	67.6	52.1		
ASOYIA	3106 SCN	B	47.5	9/25	3.5	35	40.8	59.1	42.8	40.9	
ASOYIA	3517 SCN	B	53.2	10/1	3.1	34	52.8	63.8	43.1	50.6	
ASOYIA	3867 SCN	B	54.9	10/5	3.1	36	53.1	68.2	43.4	52.2	
FS HISOY	HS 38C60*	B	59.0	10/6	3.2	38	55.8	72.1	49.1	52.9	
FS HISOY	HS C08-34	B	61.2	10/1	3.1	34	58.0	70.9	54.8		
HORIZON	H 331 N	U	52.9	9/30	2.9	35	51.4	62.0	45.2		
HORIZON	H 361 N*	U	57.6	10/5	3.3	36	48.7	74.3	49.9	54.0	
HORIZON	H 381 N	U	56.9	10/8	3.3	39	50.9	70.9	49.0	57.9	
MAVRICK	4343*	U	62.4	10/3	3.3	37	57.3	74.7	55.2		
PUBLIC	LD 00-3309*	U	60.3	10/7	3.1	36	55.3	74.3	51.4	50.6	
PUBLIC	LD 01-5907*	U	55.6	10/3	3.2	33	50.4	70.4	46.0	52.0	
PUBLIC	LD 02-5124 W*	U	58.9	9/30	3.2	37	54.3	72.9	49.6		
PUBLIC	LD 02-7222 P*	U	58.5	10/5	2.8	35	57.7	71.1	46.6	52.1	
PUBLIC	MACON*	U	58.3	10/1	3.1	36	56.3	71.4	47.0	49.2	
PUBLIC	MAVERICK*	U	54.3	10/5	3.4	41	50.7	67.2	45.1	47.2	
PUBLIC	WILLIAMS 82*	U	46.8	10/8	3.5	40	44.0	57.5	39.0	39.7	
SCHILLINGER	348.TC	F	61.3	10/2	3.1	34	62.7	68.9	52.2		
SCHILLINGER	388.TC	F	58.4	10/2	2.9	38	54.0	70.6	50.6		
STINE	3300-0*	U	63.6	9/30	2.7	33	62.4	74.9	53.7		
WILKEN	W 3490 N	B	59.0	10/7	3.3	38	57.0	67.8	52.1	54.1	
AVERAGE			57.2	10/3	3.1	36	53.7	69.2	48.5	49.6	
L.S.D. 25% LEVEL			2.5		0.2	2	5.8	2.3	2.8		
COEFF. OF VAR. (%)			8.0		11.6	8	6.6	3.4	6.0		

¹IST= Insecticide Seed Treatment: U= Untreated, F= Fungicide, B= Insecticide+Fungicide

**2008 Soybean Test Results
Region 4: Conventional (30-inch row spacing)**

COMPANY	*Producer Nominated VARIETY*	IST ¹	Regional Results				St. Peter Yield bu/a	Belleville Yield bu/a	2 yr Avg Yield bu/a	3 yr Avg Yield bu/a
			Yield bu/a	Maturity Date	Lodging	Height in				
MATURITY GROUP 3										
FS HISOY	HS 38C60*	B	62.3	10/7	4.1	38	58.0	66.7	57.3	
GREAT HEART	GT-391 C	B	59.2	10/9	3.8	36	61.1	57.2		
HOFFMAN	H 387	B	59.6	10/8	4.3	36	57.9	61.3	54.9	
HORIZON	H 361 N*	U	52.1	10/5	4.1	35	53.1	51.1	50.8	
HORIZON	H 381 N	U	62.5	10/11	4.1	38	60.8	64.2		
PUBLIC	LD 01-5907*	U	52.3	10/3	4.4	32	56.2	48.4	48.7	
PUBLIC	LD 02-5124 W*	U	55.5	10/4	4.4	36	59.9	51.0		
PUBLIC	MACON*	U	53.9	10/4	4.2	33	55.3	52.5	46.9	47.0
PUBLIC	MAVERICK*	U	53.2	10/6	4.3	41	52.0	54.4	48.7	48.9
PUBLIC	WILLIAMS 82*	U	47.8	10/2	4.4	39	44.0	51.6	42.5	40.7
SCHILLINGER	348.TC	F	57.2	10/6	4.1	34	59.0	55.4		
SOUTHERN CROSS	HOSHEA N	U	55.9	10/3	3.6	37	53.9	57.8	52.4	52.6
STEYER	383	U	58.9	10/7	4.4	35	53.0	64.7		
AVERAGE			56.2	10/6	4.2	36	55.7	56.7	50.3	47.3
L.S.D. 25% LEVEL			5.4		0.3	1	1.8	1.8		
COEFF. OF VAR. (%)			13.9		8.7	6	5.9	5.5		

**2008 Soybean Test Results
Region 4: Conventional (30-inch row spacing)**

COMPANY	*Producer Nominated VARIETY*	IST ¹	Regional Results				St. Peter	Belleville	2 yr	3 yr
			Yield bu/a	Maturity Date	Lodging	Height in	Yield bu/a	Yield bu/a	Avg Yield bu/a	Avg Yield bu/a
MATURITY GROUP 4										
BAKER	4285 N	U	57.0	10/9	4.4	38	61.9	52.2		
FS HISOY	HS 4426*	B	55.9	10/14	4.3	37	58.8	53.0	53.7	
GREAT HEART	GT-420 C	B	60.0	10/11	4.3	36	60.2	59.8		
HOFFMAN	H 445 STS	B	54.3	10/10	4.2	42	53.4	55.3	46.2	
PUBLIC	INA*	U	56.8	10/13	4.5	42	59.0	54.6	50.6	51.2
PUBLIC	LD 00-2817 P*	U	67.6	10/13	4.3	39	66.2	69.0	56.0	54.7
PUBLIC	LD 00-3309*	U	60.8	10/10	4.2	36	67.8	53.7	52.1	52.5
PUBLIC	LD 02-7222 P*	U	58.3	10/9	4.1	33	56.5	60.0	53.7	
SCHILLINGER	435.TC	F	61.9	10/12	4.1	36	65.1	58.7	55.3	
SCHILLINGER	447.TC	F	59.5	10/13	4.0	41	60.3	58.6		
SOUTHERN CROSS	BENJAMIN N	U	59.5	10/12	4.2	41	59.2	59.9	53.0	53.2
STEYER	401	U	59.9	10/9	4.3	38	59.6	60.2		
	AVERAGE		59.3	10/11	4.2	38	60.7	57.9	52.6	52.9
	L.S.D. 25% LEVEL		4.7		0.3	2	1.5	2.2		
	COEFF. OF VAR. (%)		11.2		8.8	6	4.4	6.8		

¹IST= Insecticide Seed Treatment: U= Untreated, F= Fungicide, B= Insecticide+Fungicide

**2008 Soybean Test Results
Region 5: Conventional (30-inch row spacing)**

COMPANY	*Producer Nominated VARIETY*	IST ¹	Regional Results				Elkville	Harrisburg	2 yr	3 yr
			Yield bu/a	Maturity Date	Lodging	Height in	Yield bu/a	Yield bu/a	Avg Yield bu/a	Avg Yield bu/a
MATURITY GROUP 3										
HOFFMAN	H 387	B	65.5	9/23	2.5	36	58.4	72.7	54.0	
PUBLIC	LD 01-5907*	U	65.2	9/24	2.8	35	57.8	72.6	53.3	
PUBLIC	LD 02-5124 W*	U	61.6	9/19	2.5	37	48.0	75.3		
PUBLIC	MACON*	U	66.6	9/21	2.1	39	57.3	76.0	51.9	51.7
PUBLIC	MAVERICK*	U	61.7	9/20	2.8	45	52.6	70.7	50.5	50.1
PUBLIC	WILLIAMS 82*	U	56.2	9/22	2.7	43	50.0	62.5	44.9	45.3
SOUTHERN CROSS	HOSHEA N	U	64.8	9/24	1.9	39	58.7	71.0	55.7	55.5
STEYER	383	U	60.8	9/24	2.7	35	53.0	68.7		
	AVERAGE		62.8	9/22	2.5	39	54.5	71.2	51.7	50.7
	L.S.D. 25% LEVEL		4.3		0.4	1	2.2	2.1		
	COEFF. OF VAR. (%)		9.5		24.9	5	7.3	5.2		
MATURITY GROUP 4										
BAKER	4285 N	U	69.0	9/25	2.5	40	64.6	73.4		
HOFFMAN	H 445 STS	B	64.3	9/26	2.6	43	58.8	69.8	50.2	
PUBLIC	INA*	U	62.1	9/25	3.8	47	59.0	65.3	49.5	50.0
PUBLIC	LD 00-2817 P*	U	68.2	9/28	2.8	42	62.4	74.0	55.5	54.4
PUBLIC	LD 00-3309*	U	66.7	9/23	1.9	39	58.8	74.5	53.1	52.2
PUBLIC	LD 02-7222 P*	U	69.0	9/24	1.8	37	61.8	76.1	56.1	
SCHILLINGER	435.TC	F	69.3	9/27	2.3	36	65.9	72.8		
SCHILLINGER	477.TCS	U	71.1	10/1	2.8	40	70.3	71.8		
SOUTHERN CROSS	BENJAMIN N	U	68.4	9/25	2.2	42	62.0	74.7	56.0	55.1
STEYER	401	U	68.3	9/24	2.2	41	59.6	77.1		
	AVERAGE		67.6	9/26	2.5	41	62.3	73.0	53.4	52.9
	L.S.D. 25% LEVEL		4.2		0.3	2	1.4	1.2		
	COEFF. OF VAR. (%)		8.8		16.5	6	3.9	3.0		

¹IST= Insecticide Seed Treatment: U= Untreated, F= Fungicide, B= Insecticide+Fungicide

**2008 Soybean Test Results
Urbana: Conventional (7-inch row spacing)**

COMPANY	*Producer Nominated VARIETY*	IST¹	Yield bu/a	Maturity Date	Lodging	Height in	2 yr Avg Yield bu/a	3 yr Avg Yield bu/a
MATURITY GROUP 2								
HORIZON	H 281	U	62.3	9/27	2.3	30		
HORIZON	H 291 N*	U	39.9	9/27	1.8	27	50.3	54.2
HORIZON	H 292	U	67.2	9/27	2.2	29		
NUTECH	NT-212 CN*	B	51.9	9/20	1.5	26		
NUTECH	NT-236 SCN*	B	51.6	9/20	2.2	28		
PUBLIC	DWIGHT*	U	53.2	9/26	2.0	26	57.4	59.6
PUBLIC	JACK*	U	55.1	9/27	3.0	36	56.3	56.3
PUBLIC	LD 01-7323*	U	48.1	9/27	2.3	25	55.6	
PUBLIC	LD 02-4485*	U	61.9	9/25	2.3	28	65.5	
PUBLIC	LD 05-16657*	U	51.2	9/26	2.2	28		
	AVERAGE		54.2	9/25	2.2	28	57.0	56.7
	L.S.D. 25% LEVEL		2.0		0.2	1		
	COEFF. OF VAR. (%)		6.4		12.8	7		
MATURITY GROUP 3								
HORIZON	H 331 N	U	57.9	10/2	2.7	32		
HORIZON	H 361 N*	U	61.0	10/8	2.8	33	63.9	63.0
HORIZON	H 381 N	U	66.4	10/9	2.8	37		
PUBLIC	LD 00-3309*	U	63.4	10/9	2.3	32	59.3	
PUBLIC	LD 01-5907*	U	63.4	10/5	2.7	31	62.1	
PUBLIC	LD 02-5124 W*	U	60.7	10/7	3.3	37		
PUBLIC	LD 02-7222 P*	U	61.3	10/4	2.5	31	61.5	
PUBLIC	MACON*	U	66.7	10/2	3.3	35	62.7	60.7
PUBLIC	MAVERICK*	U	56.0	10/6	2.8	43	56.6	52.7
PUBLIC	WILLIAMS 82*	U	47.5	10/9	3.0	40	47.2	43.6
	AVERAGE		60.4	10/6	2.8	35	59.0	55.0
	L.S.D. 25% LEVEL		1.3		0.2	1		
	COEFF. OF VAR. (%)		3.8		9.7	7		

¹IST= Insecticide Seed Treatment: U= Untreated, F= Fungicide, B= Insecticide+Fungicide